




1/48
Scale

WMD 48016

SEPECAT JAGUAR GR.1/1A/T.2

RAF JAGS OVER GERMANY



WINGMAN DECALS

From Enthusiasts - for Enthusiasts!

Over 25 different marking options,
with stencils for two aircraft!
Designed for Airfix kit A11010!




AirDOC Publishing - Lager Park Einheit 052-046, Löserstr. 4 - 96114 Hirschaid - Germany
e-mail: contact@shopofphantoms.com - www.shopofphantoms.com - mobile: +49-15561153271



1. Jaguar GR.1 XX732, No.54 Squadron, Husum AB, Northern Germany, BULL'S EYE, October 1979

One of five aircraft, which had participated in exercise BULL'S EYE at Husum AB, Northern Germany. The aircraft features an early INTERMEDIATE wraparound camouflage with early high visibility stencils, and yellow electronic equipment markings on a white background (decal #163). Roundel blue front landing gear cover with yellow serial. Some leading edges and aircraft panels, especially on the nose were repainted in a different shade of the base colour. Black Dunlop polyurethane leading edge protection only on right ventral fin, as well as reddish-brown painted aerial panels on top and bottom of the right wing. The aircraft was lost on November 27, 1986.

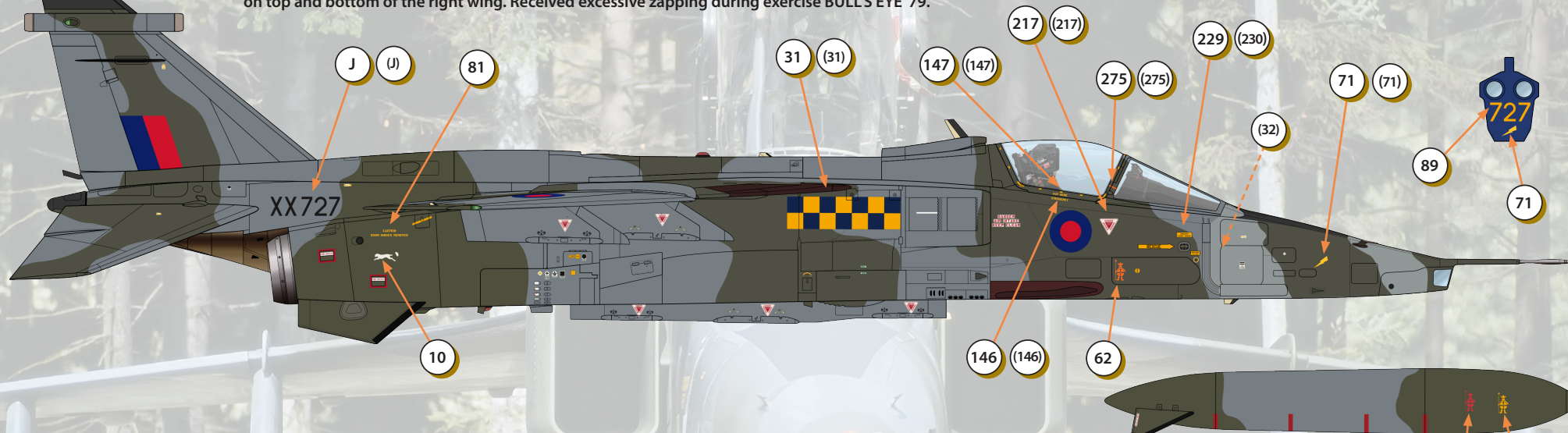


*When decal #198 is needed, please use it also on the bottom surfaces of fuselage instead of decal #197!

The numbers in brackets (XX) indicate the decal position on the other side of the aircraft!

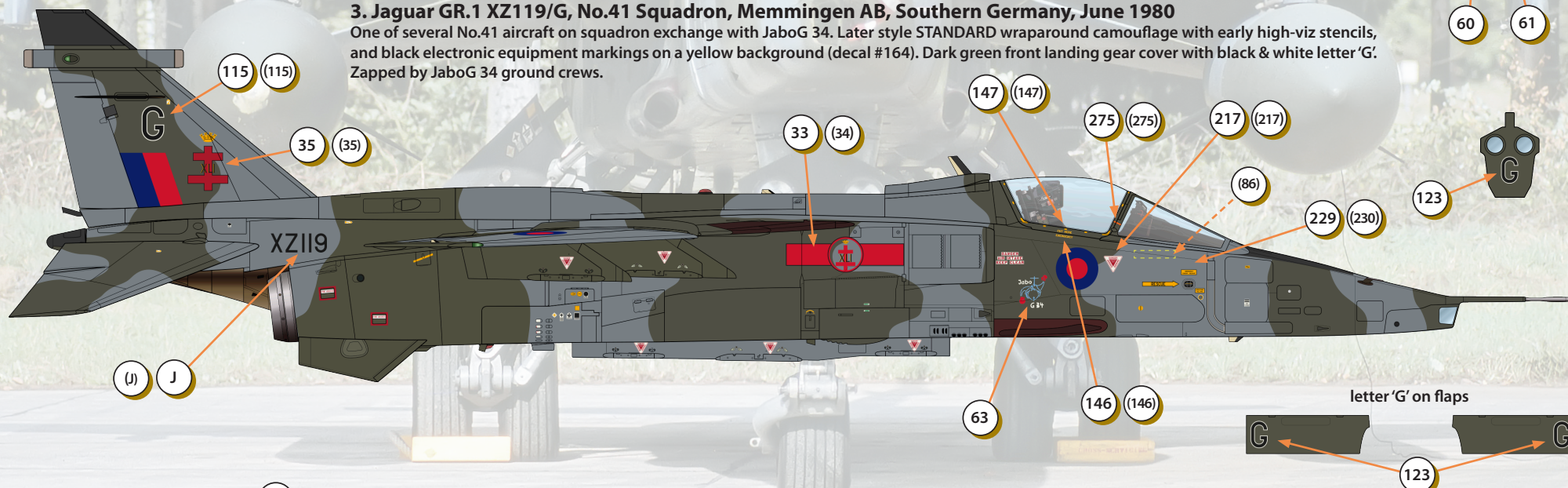
2. Jaguar GR.1 XX727, No.54 Squadron, Husum AB, Northern Germany, BULL'S EYE, October 1979

The Jaguar features an early INTERMEDIATE wraparound camouflage with early high visibility stencils, and yellow electronic equipment markings on a white background (decal #163). Roundel blue front landing gear cover with yellow serial. Worn out dark sea grey on the nose, starting after the aerial refuelling hatch. Black Dunlop polyurethane leading edge protection only on ventral fins, as well as reddish-brown painted aerial panels on top and bottom of the right wing. Received excessive zapping during exercise BULL'S EYE '79.



3. Jaguar GR.1 XZ119/G, No.41 Squadron, Memmingen AB, Southern Germany, June 1980

One of several No.41 aircraft on squadron exchange with JaboG 34. Later style STANDARD wraparound camouflage with early high-viz stencils, and black electronic equipment markings on a yellow background (decal #164). Dark green front landing gear cover with black & white letter 'G'. Zapped by JaboG 34 ground crews.



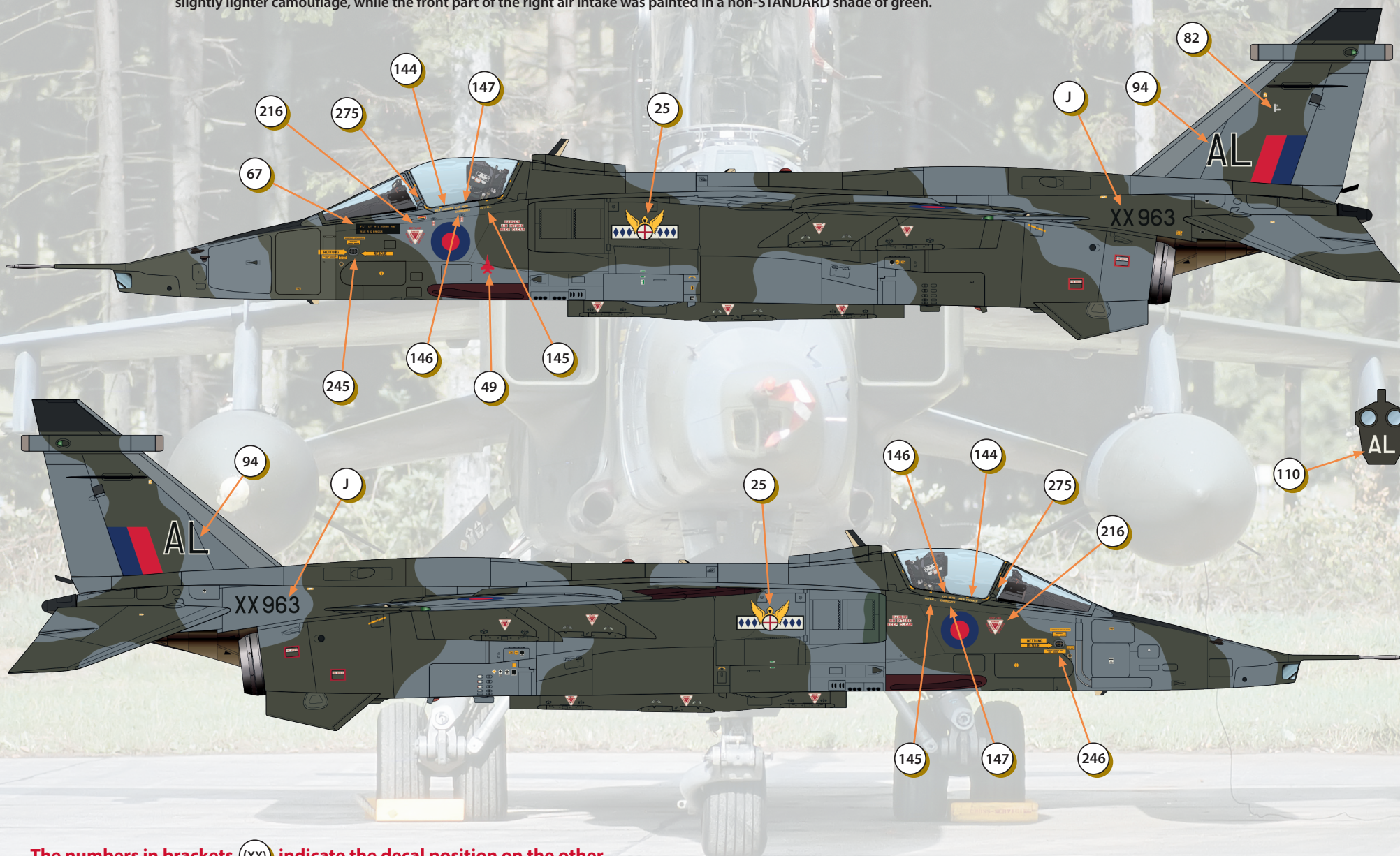
4. Jaguar GR.1 XZ363/Z, No.41 Squadron, BEST FOCUS, Eggebek AB, Northern Germany, June 1980

Exercise BEST FOCUS participant at Eggebek naval air base, home of MFG 2. Later style STANDARD wraparound camouflage with high-viz stencils, and black electronic equipment markings on a yellow background (decal #164). Dark green front landing gear cover with black & white letter 'Z'. Received excessive zapping during exercise BEST FOCUS '80. Paid a visit to Lechfeld air base, home of JaboG 32, during the same year, where the tail was adorned on the left side with JaboG 32 wing insignia and German flag, on top of over painted RAF fin flash. Note: reddish-brown painted aerial panels on top and bottom of the right wing.



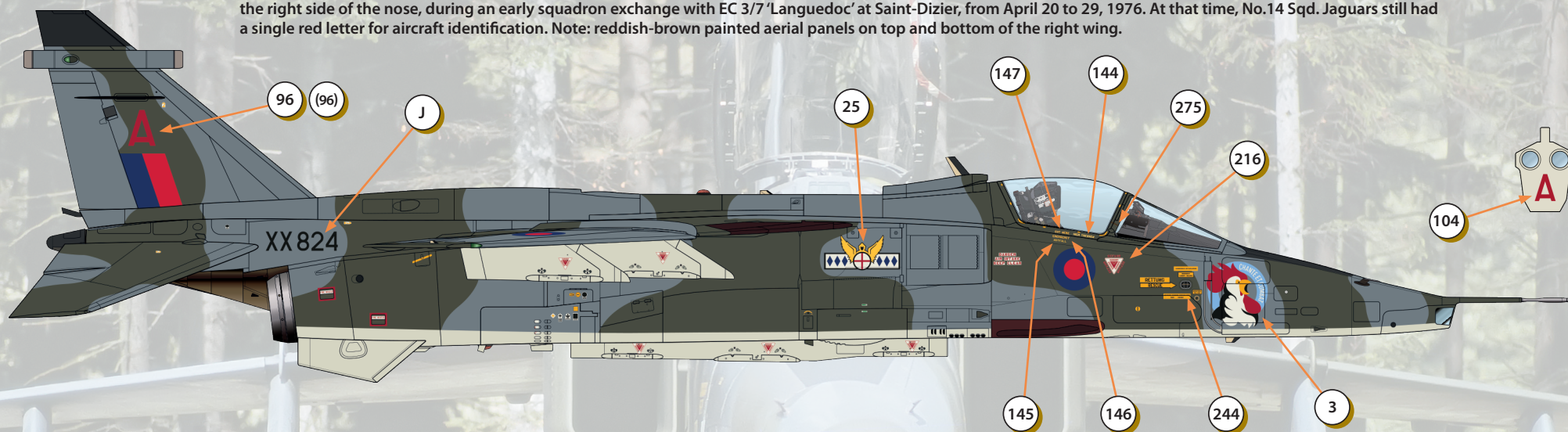
5. Jaguar GR.1 XX963/AL, No.14 Squadron, RAG Brüggen, Germany, May 25, 1982

Early INTERMEDIATE wraparound camouflage with early high-viz stencils, and black electronic equipment markings on a yellow background (decal #164). Very dark green or anthracite grey landing gear cover with white letters 'AL'. The aircraft was accidentally shot down over Germany that day by a friendly Phantom FGR.2 XV422/O of No.92 Sqd. from RAF Wildenrath. The left side of the nose, as well as fin leading edges, features a worn out and slightly lighter camouflage, while the front part of the right air intake was painted in a non-STANDARD shade of green.



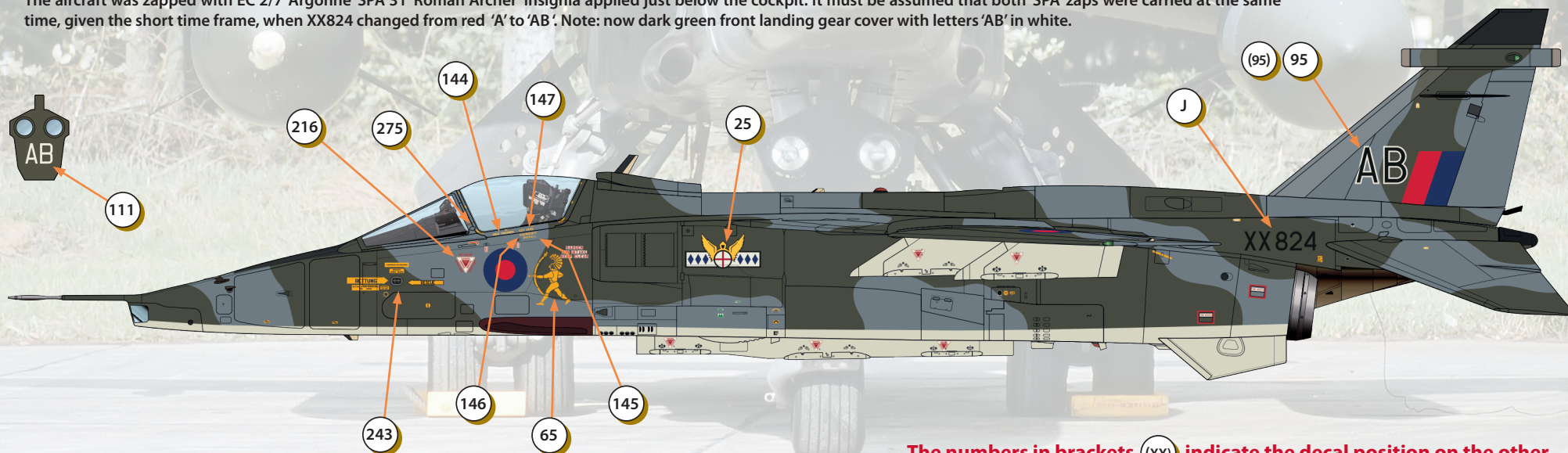
6. Jaguar GR.1 XX824/A, No.14 Squadron, RAG Brüggen, Germany, June 25, 1976

ORIGINAL early three-tone camouflage scheme with early high-viz stencils. It featured red ID-letter 'A' (as the first Jaguar outfit to arrive at RAF Brüggen), and had black electronic equipment markings on a yellow background (decal #164). The aircraft was zapped with EC 2/7 'Argonne' (French AF Jaguar OCU) SPA 48 'Cockerel' insignia on the right side of the nose, during an early squadron exchange with EC 3/7 'Languedoc' at Saint-Dizier, from April 20 to 29, 1976. At that time, No.14 Sqd. Jaguars still had a single red letter for aircraft identification. Note: reddish-brown painted aerial panels on top and bottom of the right wing.



7. Jaguar GR.1 XX824/AB, No.14 Squadron, RAG Brüggen, Germany, July 1976

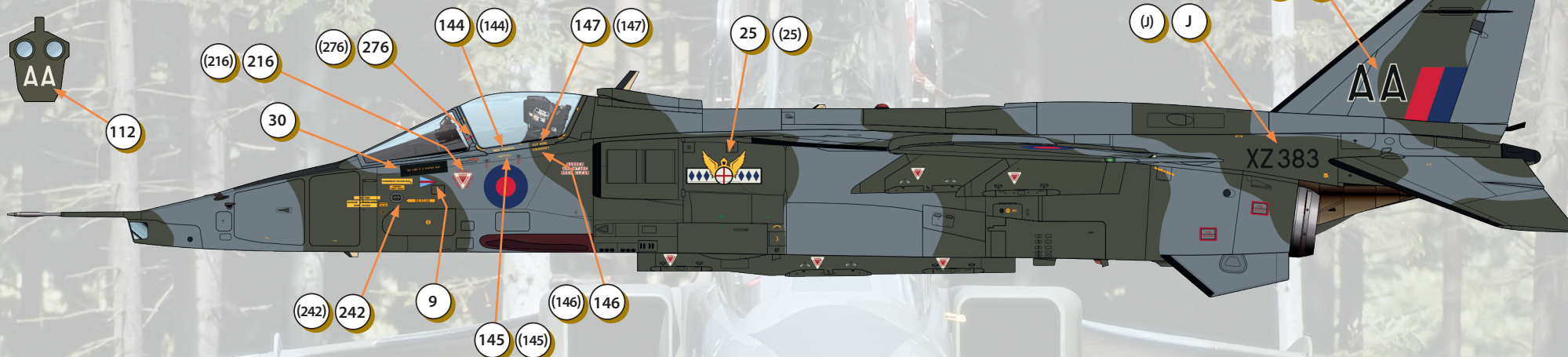
Only a few days later, in early July 1976, the Squadron ID-letter had been changed to a two-letter code, owned to the fast arrival of more Jaguars, equipping four squadrons at RAF Brüggen. As there were not enough letters to cover all the new Jaguars, the wing quickly changed from a one to a two-letter code, with the first letter representing the squadron. The aircraft was zapped with EC 2/7 'Argonne' SPA 31 'Roman Archer' insignia applied just below the cockpit. It must be assumed that both 'SPA' zaps were carried at the same time, given the short time frame, when XX824 changed from red 'A' to 'AB'. Note: now dark green front landing gear cover with letters 'AB' in white.



The numbers in brackets (XX) indicate the decal position on the other side of the aircraft!

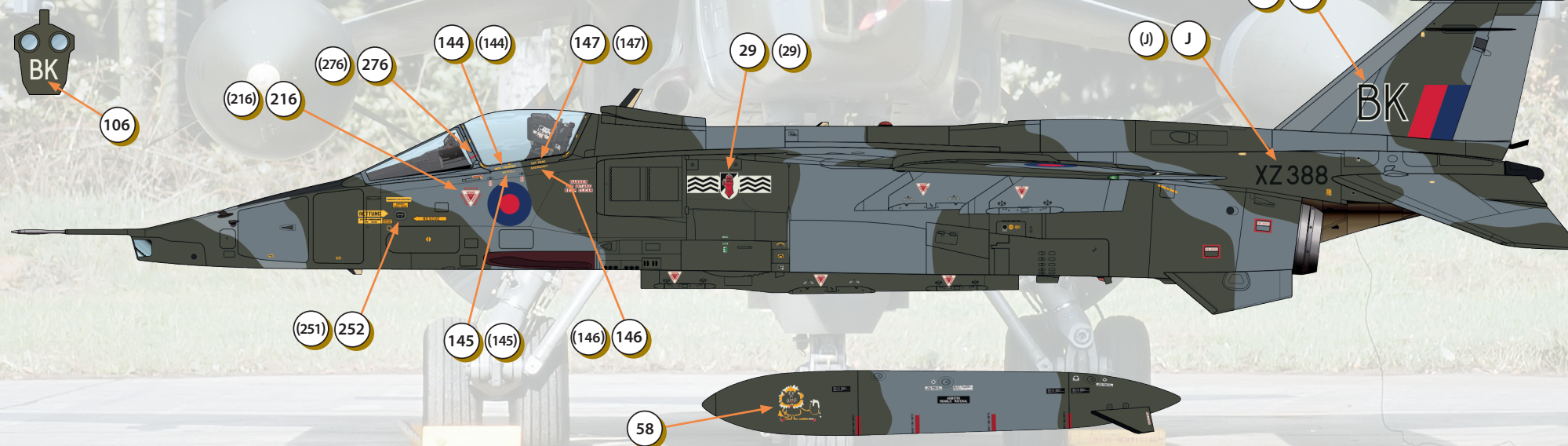
8. Jaguar GR.1A XZ383/AA, No.14 Squadron, RED FLAG, Nellis AFB, USA, January 1983

RED FLAG participant XX383/AA, No.14's CO aircraft, seen in late-style STANDARD wraparound camouflage with late-style low-viz stencils, and yellow electronic equipment markings (decal #174). Full Dunlop polyurethane leading edge protection. Dark green front landing gear cover with white letters 'AA'. The Jaguar is now on display at the Yorkshire Aircraft Museum, sporting No.41 Squadron markings.



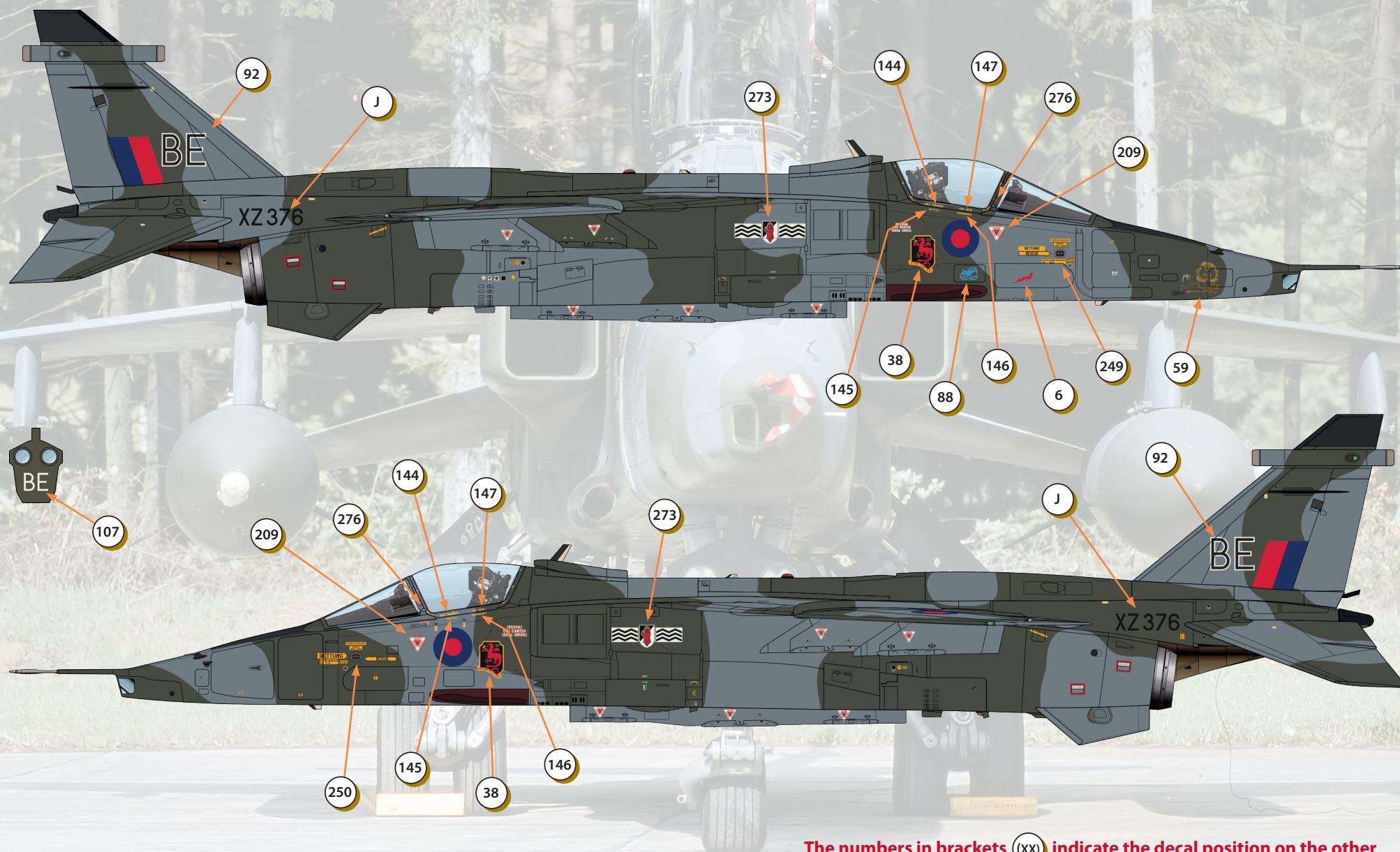
9. Jaguar GR.1 XZ388/BK, No.17 Squadron, RAF Brüggen, Germany, August 1980

Late-style STANDARD wraparound camouflage with high-viz stencils, and black electronic equipment markings on a yellow background (decal #164). Dark green front landing gear cover with white letters 'BK'. The left side of the nose, as well as fin leading edges, features a worn out and slightly lighter camouflage. The left wing tank was zapped by Memmingen ground crew members, with a beer drinking lion (the lion is the official crest of the state of Bavaria). The Jaguar was lost, coded 'AH', while operating with No.14 Squadron. We included the 'AH' tail codes as bonus on our sheet.



10. Jaguar GR.1 XZ376/BE, No.17 Squadron, Alhorn AB, Northern Germany, October 1980

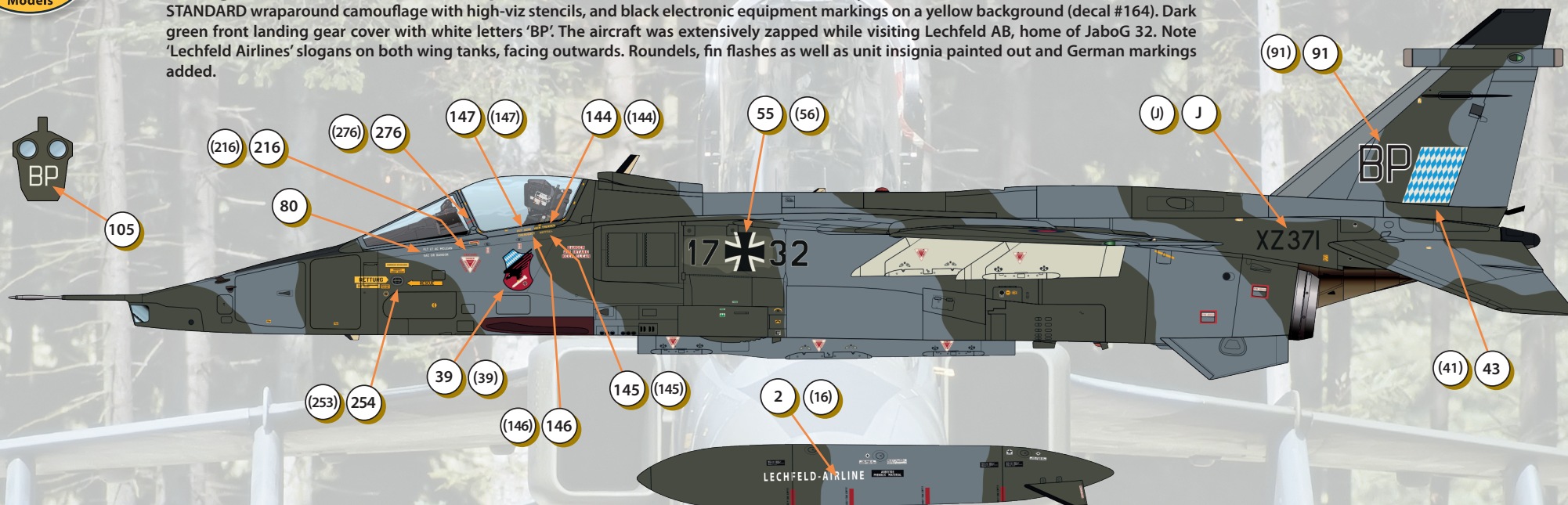
Later style STANDARD wraparound camouflage with early high-viz stencils, and black electronic equipment markings on a yellow background (decal #164). Dark green front landing gear cover with white letters 'BE'. The aircraft was extensively zapped during a stop-over at Lechfeld AB in Southern Germany. The Jaguar was lost on March 7, 1983, while on deployment to RAF Lossiemouth.



The numbers in brackets (XX) indicate the decal position on the other side of the aircraft!

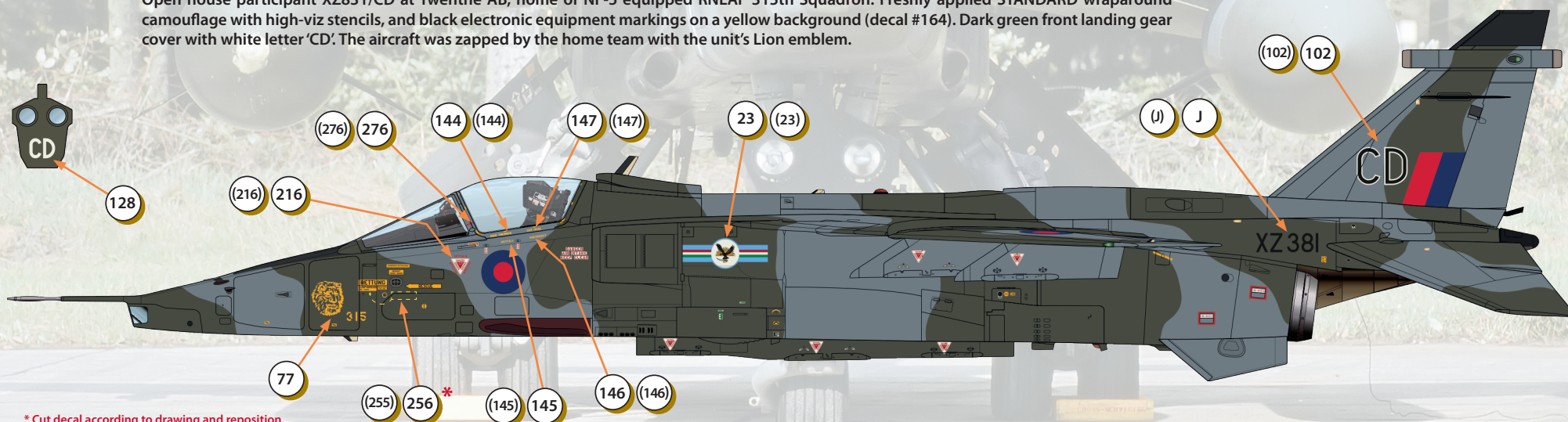
11. Jaguar GR.1 XZ371/BP, No.17 Squadron, Lechfeld AB, Southern Germany, October 1979

STANDARD wraparound camouflage with high-viz stencils, and black electronic equipment markings on a yellow background (decal #164). Dark green front landing gear cover with white letters 'BP'. The aircraft was extensively zapped while visiting Lechfeld AB, home of JaboG 32. Note 'Lechfeld Airlines' slogans on both wing tanks, facing outwards. Roundels, fin flashes as well as unit insignia painted out and German markings added.



12. Jaguar GR.1 XZ381/CD, No.20 Squadron, Twenthe Open House, The Netherlands, September 16, 1979

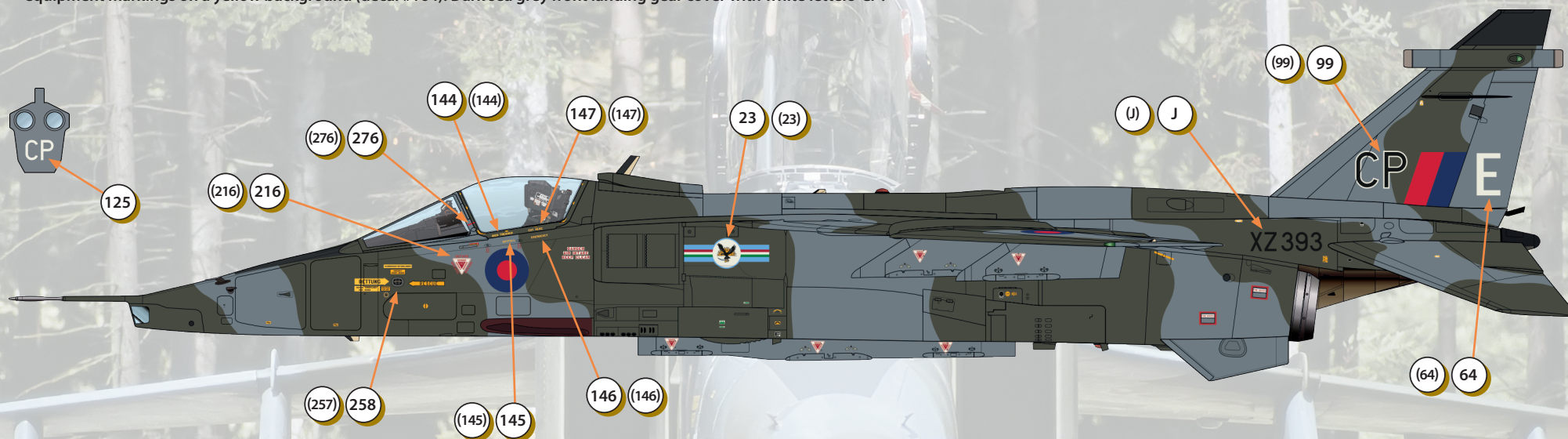
Open house participant XZ831/CD at Twenthe AB, home of NF-5 equipped RNLAf 315th Squadron. Freshly applied STANDARD wraparound camouflage with high-viz stencils, and black electronic equipment markings on a yellow background (decal #164). Dark green front landing gear cover with white letter 'CD'. The aircraft was zapped by the home team with the unit's Lion emblem.



* Cut decal according to drawing and reposition.

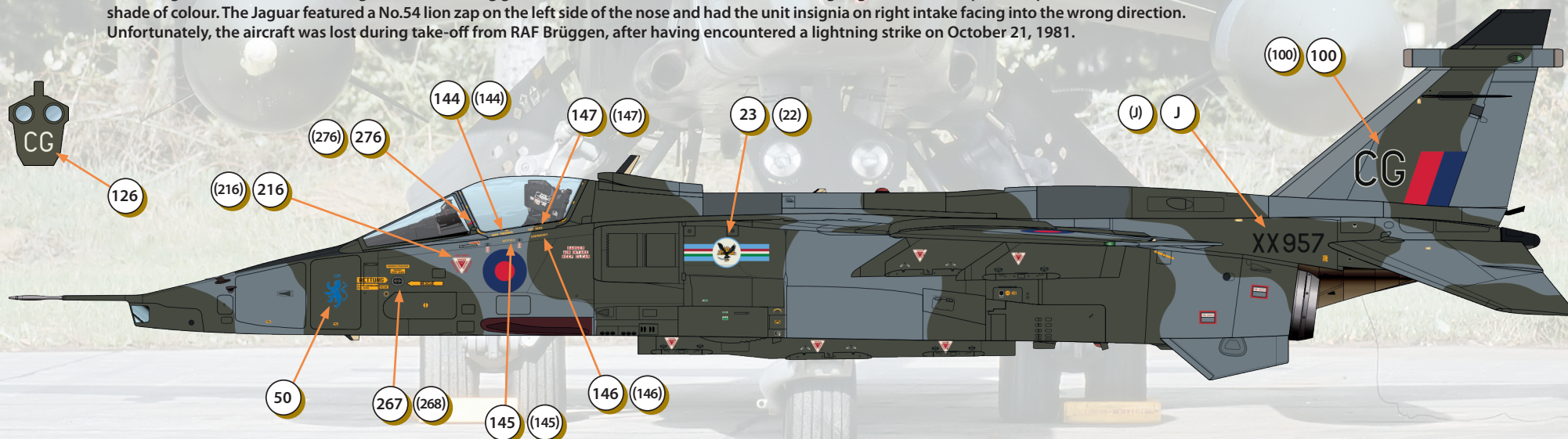
13. Jaguar GR.1 XZ393/CP "White E", No.20 Squadron, Tactical Air Meet, RAF Wildenrath, Germany, June 1978

TAM participant Jaguar XZ393/CP, with white ID-letter 'E' in a STANDARD wraparound camouflage with high-viz stencils, and black electronic equipment markings on a yellow background (decal #164). Dark sea grey front landing gear cover with white letters 'CP'.



14. Jaguar GR.1 XX957/CG, No.20 Squadron, Open House Bitburg AB, Germany, June 1981

Jaguar XX957/CG was painted in a STANDARD wraparound camouflage with early high-viz stencils, and black electronic equipment markings on a yellow background (decal #164). Dark green front landing gear cover with white letters 'CG'. Some leading edges and aircraft panels repainted in a different shade of colour. The Jaguar featured a No.54 lion zap on the left side of the nose and had the unit insignia on right intake facing into the wrong direction. Unfortunately, the aircraft was lost during take-off from RAF Brüggen, after having encountered a lightning strike on October 21, 1981.



TAM 1980 participant XX970/DD with white ID-letter 'C' on both sides of the fin. STANDARD wraparound camouflage with high-viz stencils, and yellow electronic equipment markings on a white background (decal #163). Green front landing gear cover with white letter 'DD'. The Jaguar featured reddish-brown painted aerial panels on top and bottom of the right wing. Zapped by Mirage 5BA ground crews from 2nd Squadron 'Comet', Belgian Air Force.



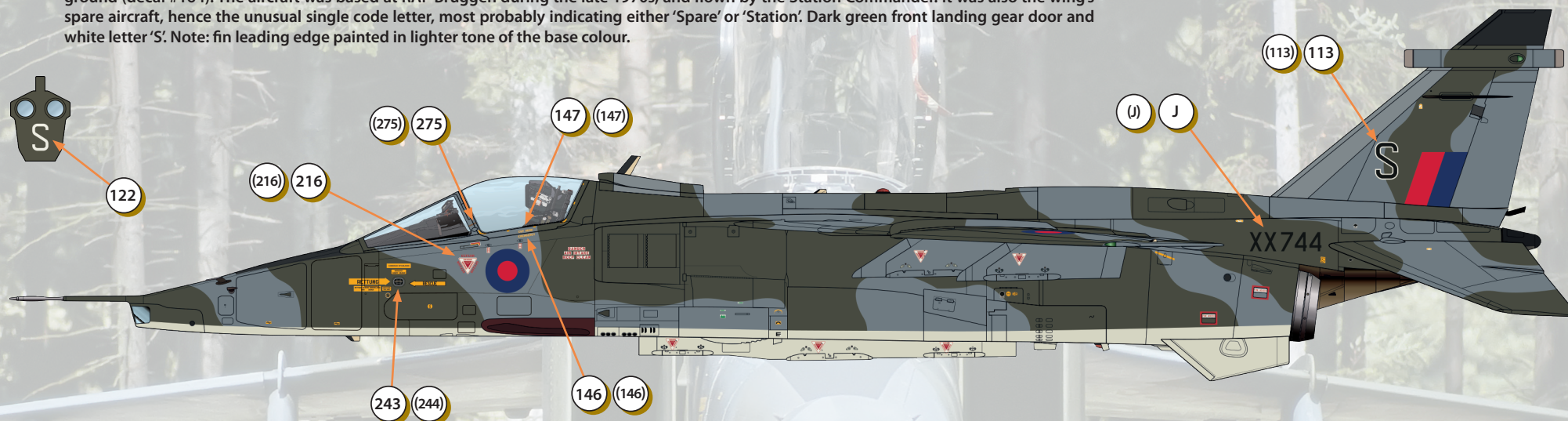
Another TAM 1980 participant was XZ390/DM with white ID-letter 'B' on both sides of the fin. STANDARD wraparound camouflage with high-viz stencils, and yellow electronic equipment markings on a white background (decal #163). Green front landing gear cover with white letter 'DM'. Leading edges on fin, stabilators and air intake repainted in different shades of base colours. One light aircraft grey wing pylon with dark sea grey leading edge. Note: Belgian 'Manneken Pis' zap of 2nd Squadron 'Comet', Belgian Air Force, on rear fuselage.



The numbers in brackets (XX) indicate the decal position on the other side of the aircraft!

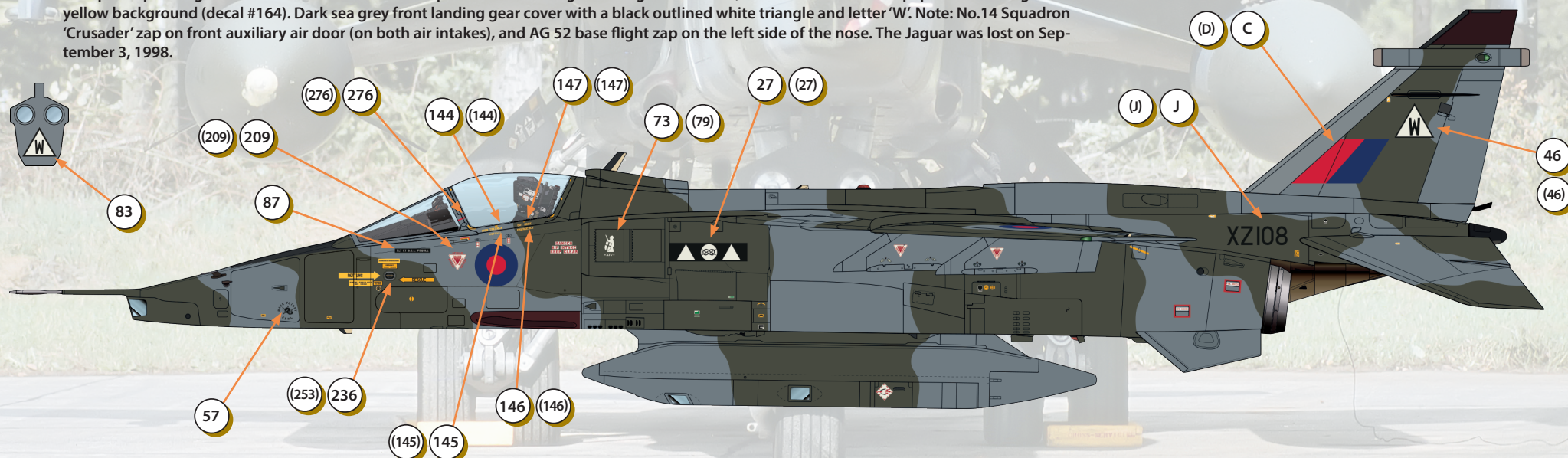
17. Jaguar GR.1 XX744/S, RAF Brüggen Wing, Germany, March 1978

XX744 in early ORIGINAL three-tone camouflage scheme with early high-viz stencils, and black electronic equipment markings on a yellow background (decal #164). The aircraft was based at RAF Brüggen during the late 1970s, and flown by the Station Commander. It was also the wing's spare aircraft, hence the unusual single code letter, most probably indicating either 'Spare' or 'Station'. Dark green front landing gear door and white letter 'S'. Note: fin leading edge painted in lighter tone of the base colour.



18. Jaguar GR.1 XZ108/W, No.11(AC) Squadron, Tactical Air Meet, RAF Wildenrath, Germany, June 1978

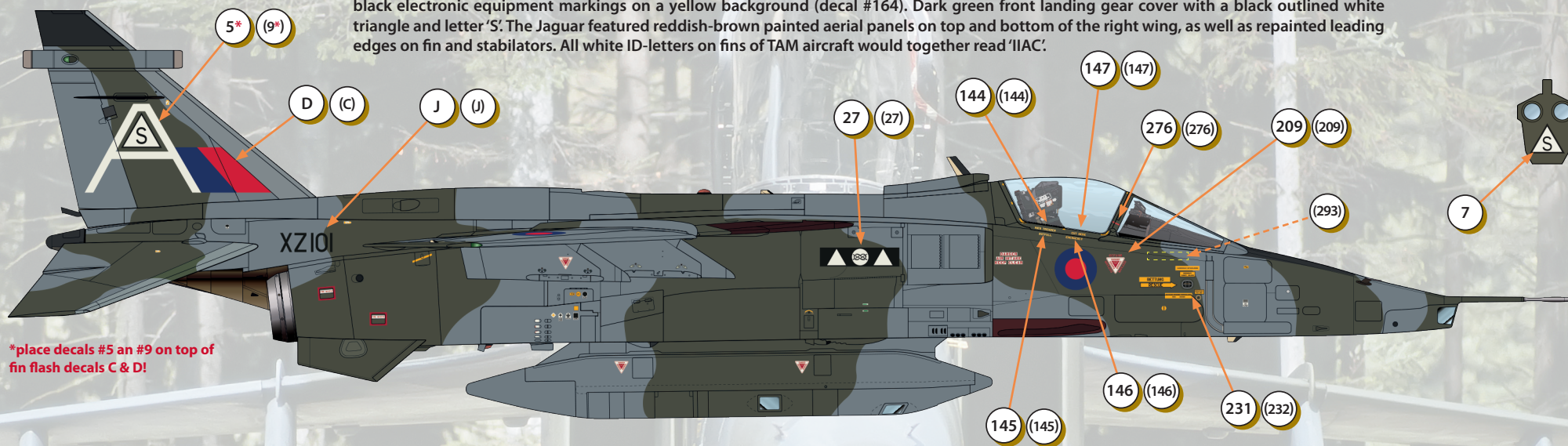
TAM participant Jaguar XZ108/W in a STANDARD wraparound camouflage with high-viz stencils, and black electronic equipment markings on a yellow background (decal #164). Dark sea grey front landing gear cover with a black outlined white triangle and letter 'W'. Note: No.14 Squadron 'Crusader' zap on front auxiliary air door (on both air intakes), and AG 52 base flight zap on the left side of the nose. The Jaguar was lost on September 3, 1998.



The numbers in brackets (XX) indicate the decal position on the other side of the aircraft!

19. Jaguar GR.1 XZ101/S, No.II(AC) Squadron, Tactical Air Meet, Ramstein AB, Germany, June 1980

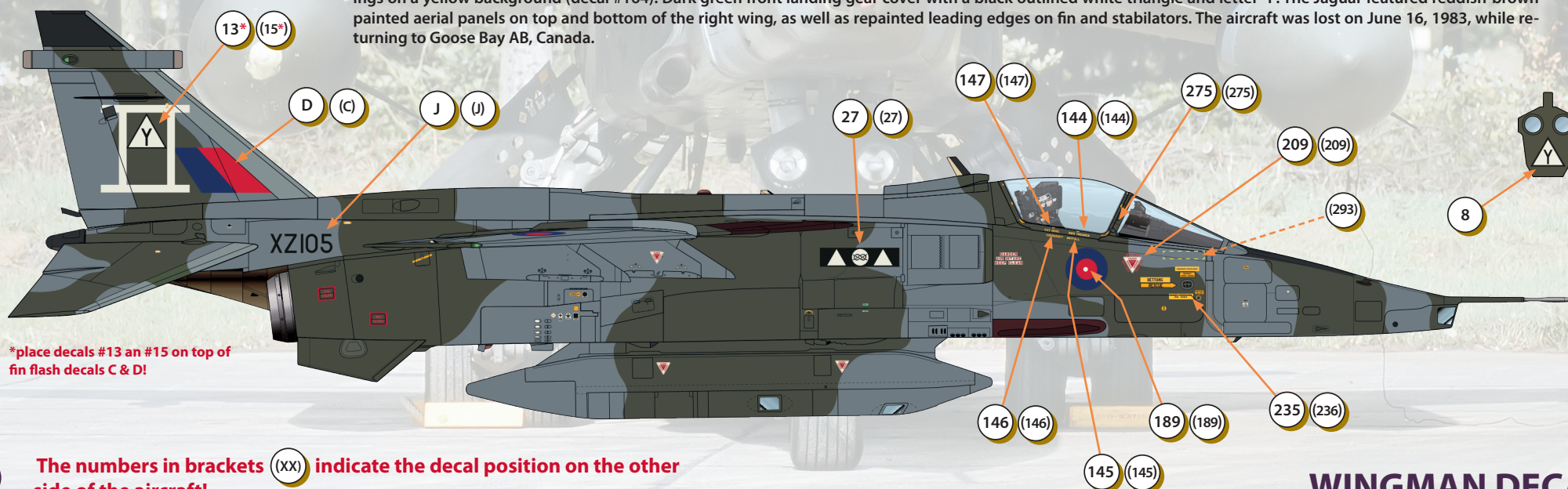
One out of three TAM participants, Jaguar XZ101/S features white ID-letter 'A', STANDARD wraparound camouflage with high-viz stencils, and black electronic equipment markings on a yellow background (decal #164). Dark green front landing gear cover with a black outlined white triangle and letter 'S'. The Jaguar featured reddish-brown painted aerial panels on top and bottom of the right wing, as well as repainted leading edges on fin and stabilizers. All white ID-letters on fins of TAM aircraft would together read 'IIAC'.



*place decals #5 and #9 on top of fin flash decals C & D!

20. Jaguar GR.1 XZ105/Y, No.II(AC) Squadron, Tactical Air Meet, Ramstein AB, Germany, June 1980

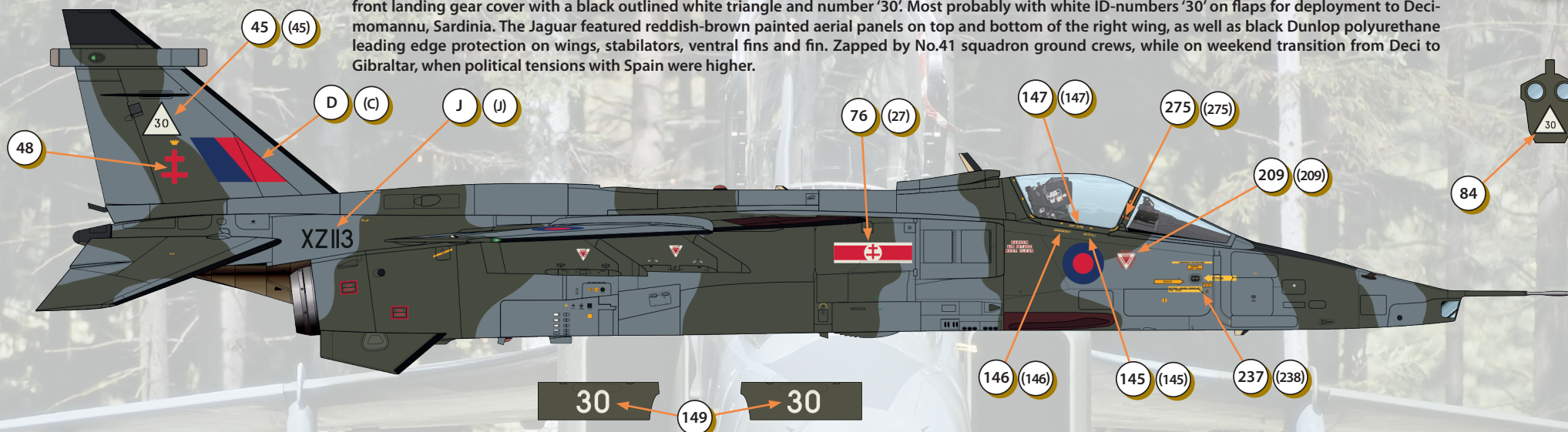
TAM participants, Jaguar XZ105/Y features white Roman ID-letter 'II', STANDARD wraparound camouflage with high-viz stencils, and black electronic equipment markings on a yellow background (decal #164). Dark green front landing gear cover with a black outlined white triangle and letter 'Y'. The Jaguar featured reddish-brown painted aerial panels on top and bottom of the right wing, as well as repainted leading edges on fin and stabilizers. The aircraft was lost on June 16, 1983, while returning to Goose Bay AB, Canada.



*place decals #13 and #15 on top of fin flash decals C & D!

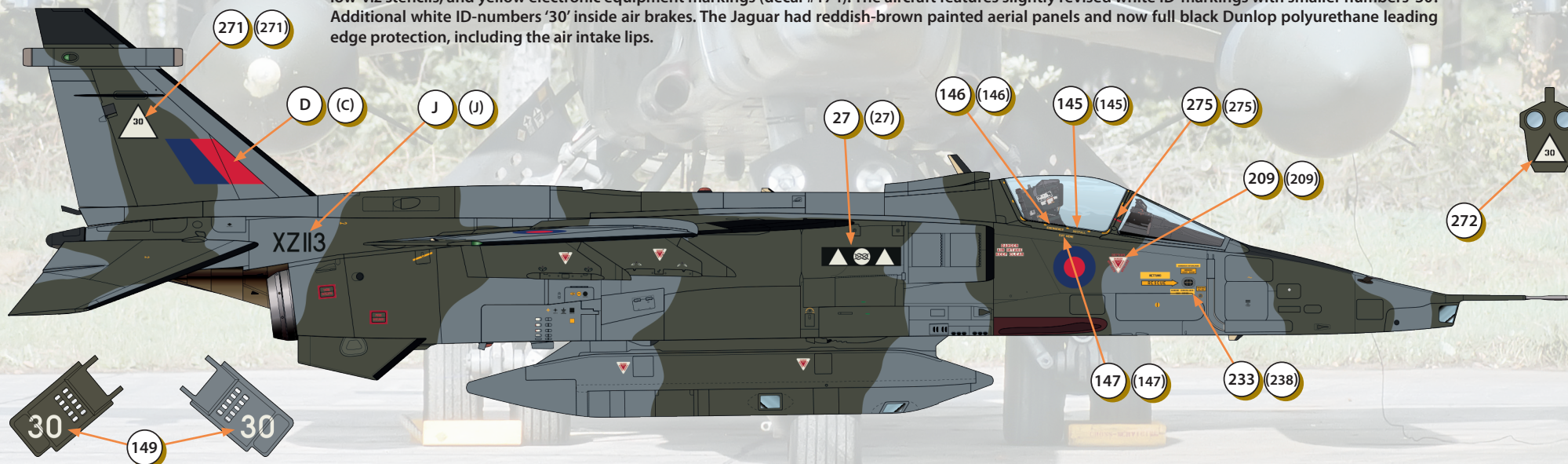
21. Jaguar GR.1A XZ113/30, No.II(AC) Squadron, Gibraltar, Spring 1983

Jaguar XZ113/30 painted in STANDARD wraparound camouflage with low-viz stencils, and yellow electronic equipment markings (decal #174). Dark green front landing gear cover with a black outlined white triangle and number '30'. Most probably with white ID-numbers '30' on flaps for deployment to Decimomannu, Sardinia. The Jaguar featured reddish-brown painted aerial panels on top and bottom of the right wing, as well as black Dunlop polyurethane leading edge protection on wings, stabilators, ventral fins and fin. Zapped by No.41 squadron ground crews, while on weekend transition from Deci to Gibraltar, when political tensions with Spain were higher.



22. Jaguar GR.1A XZ113/30, No.II(AC) Squadron, Verona-Villafranca, Italy, June 1987


Jaguar XZ113/30 on squadron exchange with F-104G equipped 3rd Stormo. Painted in a different variation of the STANDARD wraparound camouflage with low-viz stencils, and yellow electronic equipment markings (decal #174). The aircraft features slightly revised white ID-markings with smaller numbers '30'. Additional white ID-numbers '30' inside air brakes. The Jaguar had reddish-brown painted aerial panels and now full black Dunlop polyurethane leading edge protection, including the air intake lips.



The numbers in brackets (XX) indicate the decal position on the other side of the aircraft!

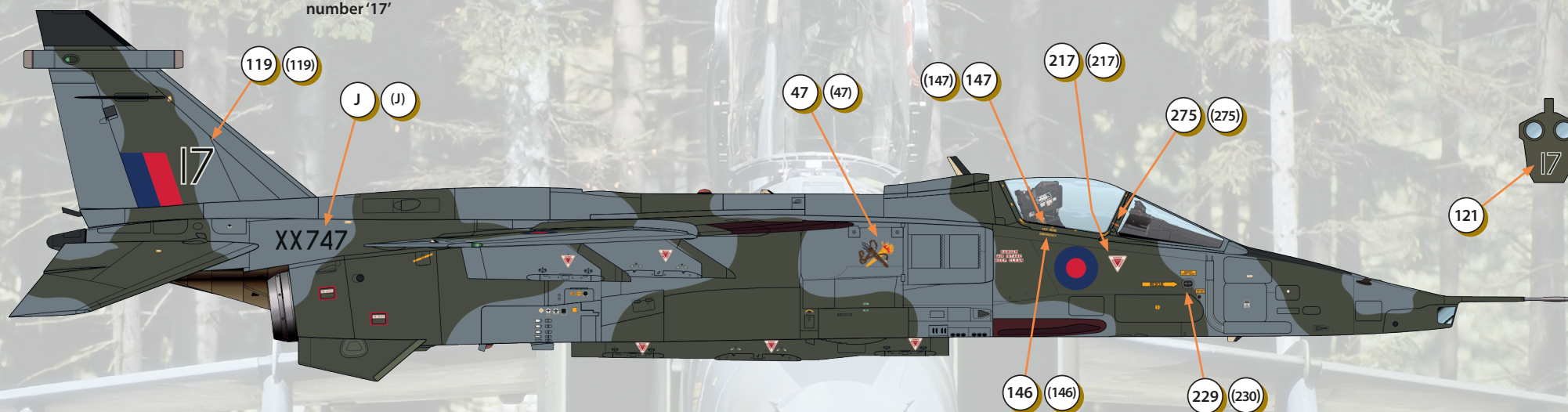
23. Jaguar GR.1A XZ104/24, No.II(AC) Squadron, RAF Laarbruch, Germany, 1988

Jaguar XZ104/24 with special commemorative markings, due to the transition of the squadron to the Tornado GR.1 in 1988. Painted in STANDARD wrap-around camouflage with low-viz stencils, and yellow electronic equipment markings (decal #174), matt black fin and decorated with a full unit crest on both sides. Dark green front landing gear cover with a black outlined white triangle and number '24'. The Jaguar featured reddish-brown painted aerial panels and black Dunlop polyurethane leading edge protection, excluding the air intake lips.




24. Jaguar GR.1 XX747/17, No.226 OCU, RAF Brüggen, Germany, 1978

Jaguar XX747/17 seen at RAF Brüggen during a deployment from RAF Coltishall in 1978. Aircraft is painted in INTERMEDIATE wraparound camouflage with high-viz stencils, and yellow electronic equipment markings on white background (decal #163). Dark green front landing gear door with black & white number '17'



25. Jaguar GR.1 XX754/23, No.226 OCU, RAF Coltishall, 1983 - BONUS AIRCRAFT

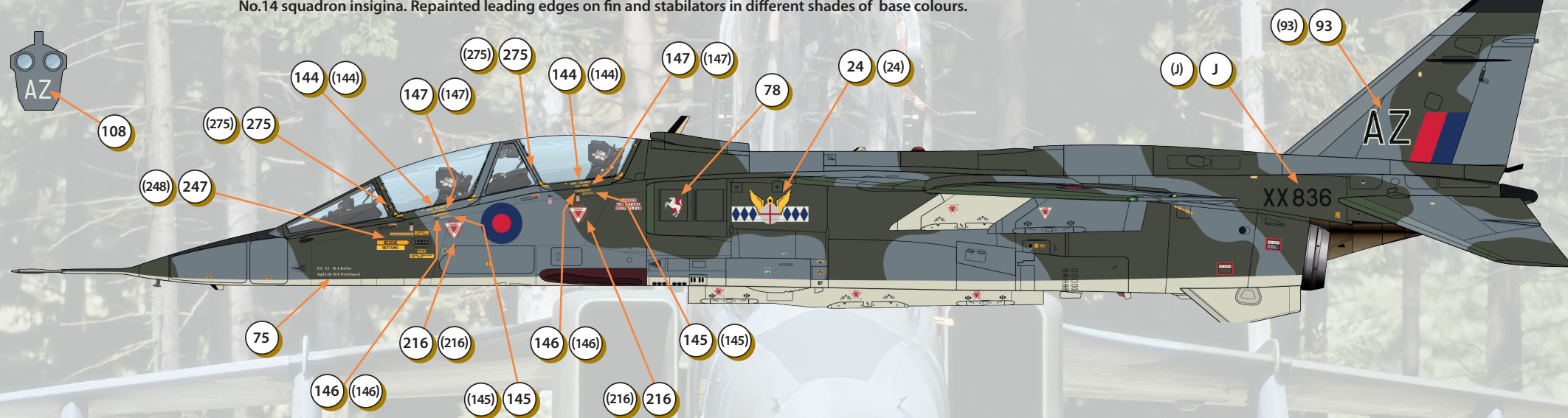
Jaguar XX754/23 as it was seen in the movie 'Local Hero' starring Burt Lancaster. Aircraft is painted in INTERMEDIATE wraparound camouflage with high-viz stencils, and yellow electronic equipment markings on white background (decal #163). Dark green front landing gear door with black & white number '23'. The Jaguar was adorned with the Lumsden Tartan band in red and roundel blue, and black Dunlop polyurethane leading edge protection on wings, stabilators, ventral fins and fin. Lost on November 13, 1990, while on a training flight for Operation Granby.



The numbers in brackets (XX) indicate the decal position on the other side of the aircraft!

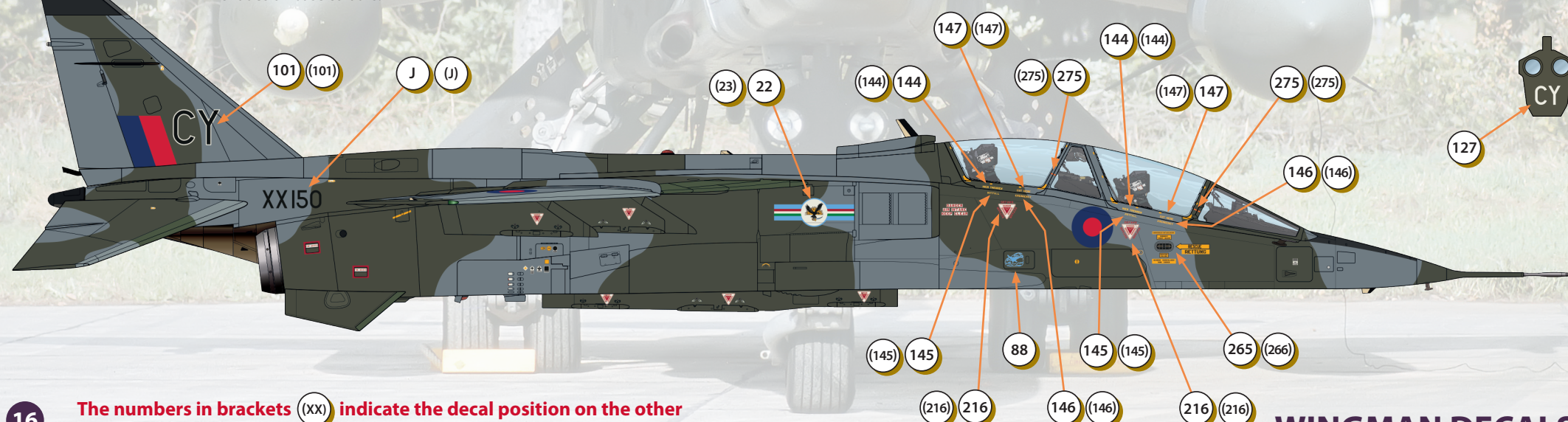
26. Jaguar T.2 XX836/AZ, No.14 Squadron, RAF Brüggen, 1979

Jaguar XX836/AZ painted in early three-tone camouflage with high-viz stencils, and black electronic equipment markings on yellow background (decal #164). Dark sea grey front landing gear door with white letters 'AZ'. Note: JaboG 36 wing patch zap on from auxiliary air intake door, and early No.14 squadron insignia. Repainted leading edges on fin and stabilators in different shades of base colours.



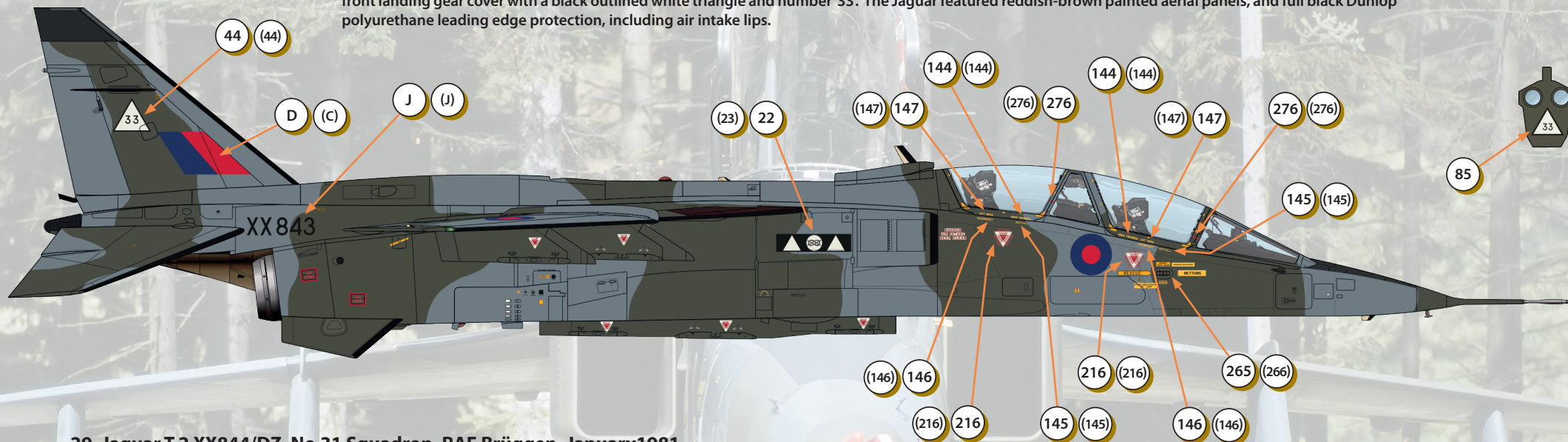
27. Jaguar T.2 XX150/CY, No.20 Squadron, Alhorn, Northern Germany, October 1980

Jaguar XX836/CY painted in INTERMEDIATE wrap-around camouflage with high-viz stencils, and black electronic equipment markings on yellow background (decal #164). Dark green front landing gear door with white letters 'CY'. Repainted leading edges on fin, wings and stabilators in different shades of base colours.



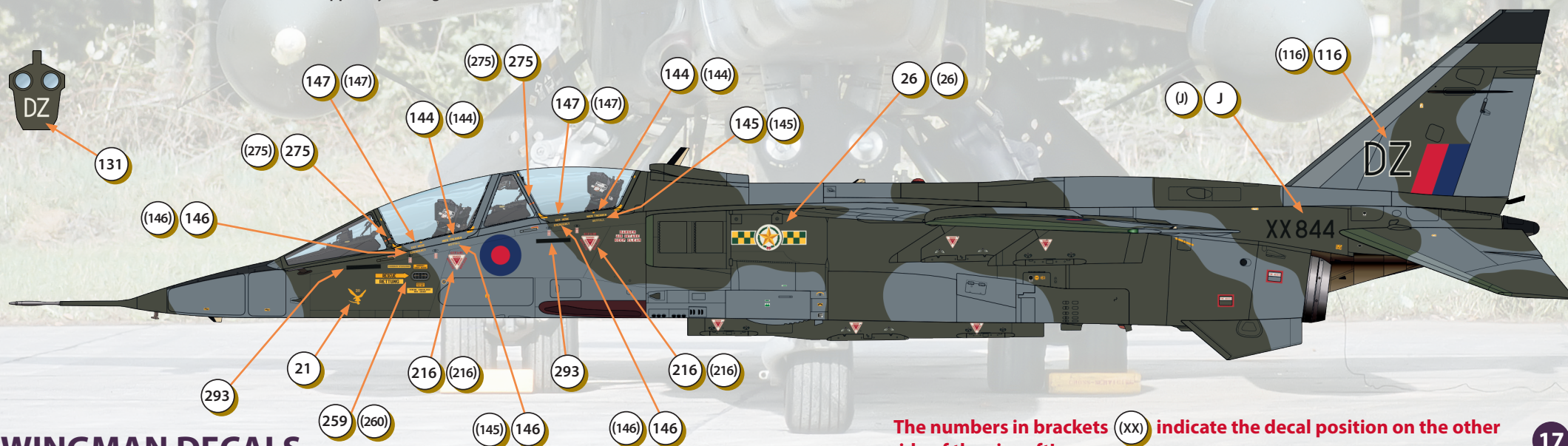
28. Jaguar XX843/33, No.II(AC) Squadron, RAF Laarbruch, Germany, June 1986

Jaguar XX843/33 painted in STANDARD wraparound camouflage with low-viz stencils, and yellow electronic equipment markings (decal #174). Dark green front landing gear cover with a black outlined white triangle and number '33'. The Jaguar featured reddish-brown painted aerial panels, and full black Dunlop polyurethane leading edge protection, including air intake lips.



29. Jaguar T.2 XX844/DZ, No.31 Squadron, RAF Brüggen, January 1981

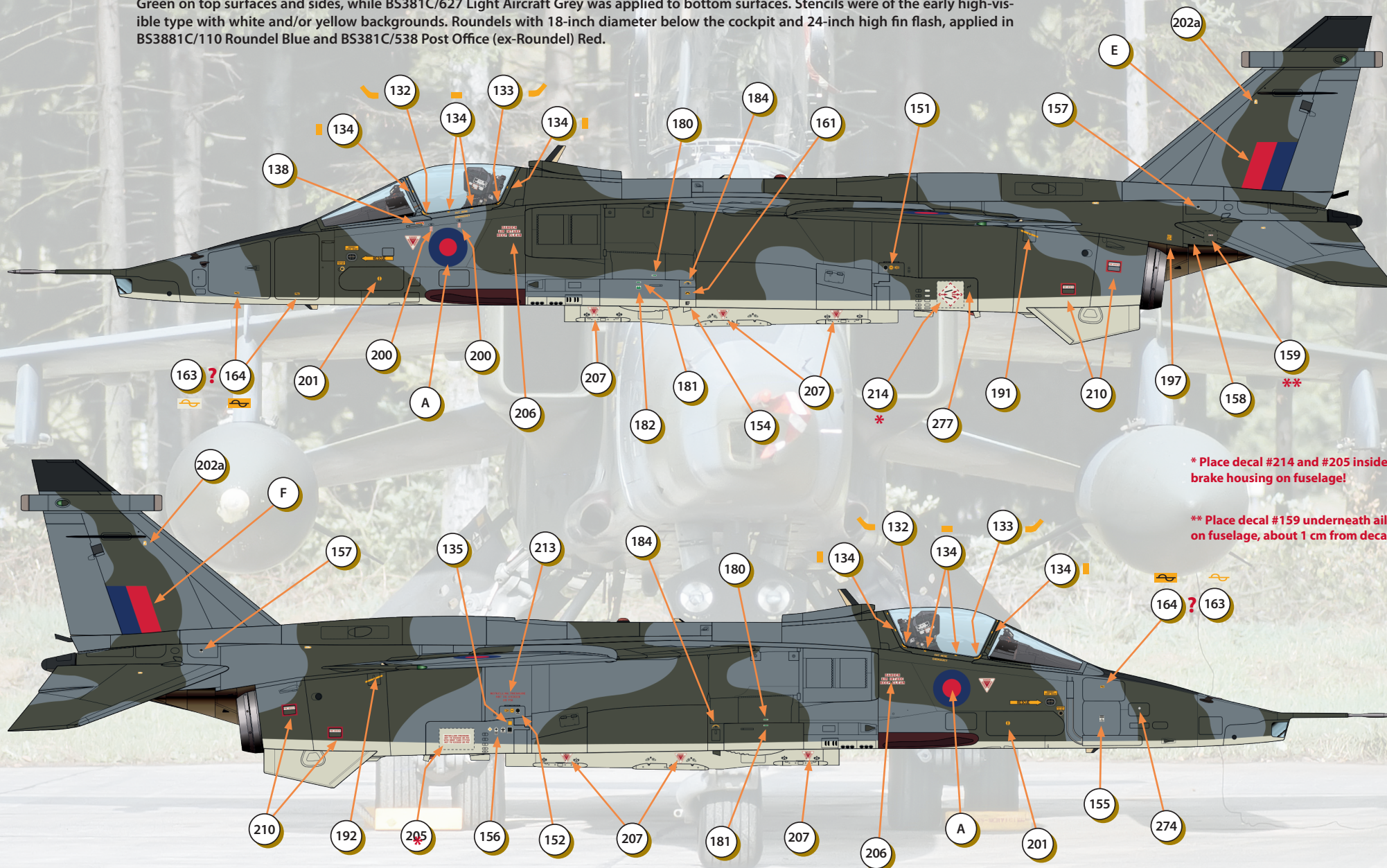
Jaguar XX844/DZ painted in INTERMEDIATE wrap-around camouflage with high-viz stencils, and black electronic equipment markings on yellow background (decal #164). Dark green front landing gear door with white letters 'DZ'. Repainted leading edges on fin, intake lip, wings and stabilators in different shades of base colours. Zapped by No.20 ground crew members.



The numbers in brackets (XX) indicate the decal position on the other side of the aircraft!

A. ORIGINAL three-tone camouflage for the Jaguar 1974 - SIDE PROFILES

Colours were derived from the British Standard 381C range of paints and consisted of: BS381C/638 Dark Sea Grey and BS381C/641 Dark Green on top surfaces and sides, while BS381C/627 Light Aircraft Grey was applied to bottom surfaces. Stencils were of the early high-visible type with white and/or yellow backgrounds. Roundels with 18-inch diameter below the cockpit and 24-inch high fin flash, applied in BS3881C/110 Roundel Blue and BS381C/538 Post Office (ex-Roundel) Red.



A. ORIGINAL three-tone camouflage for the Jaguar 1974 - BOTTOM

The top paint scheme was 'wrap-around' the leading edges. The insides of the speed brakes as well as the fuselage portion underneath were painted in Light Aircraft Grey. Note that the camouflage featured 18-inch roundels and 18-inch high letters and serial numbers on the bottom of the wings.



212



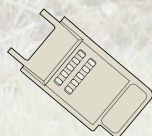
211

Decal placement inside of main landing gear doors.

Note that these red warnings signs have not always applied in a uniform way. Some Jags displayed those a little higher up the door. We also encourage you to use AIRFIX decals #25 (data plates) inside the main landing gear housings.



Paint the insides of the air brake as well as the fuselage part underneath in fuselage colours - both sides in light aircraft grey.



BS381C/641
Dark Green




BS381C/638
Dark Sea Grey



BS381C/627
Light Aircraft Grey

A. ORIGINAL three-tone camouflage for the Jaguar 1974 - TOP

The basic camouflage pattern on top of the Jaguars did not change much through the years. It should be mentioned though, that each Jaguar had a different appearance and that the pattern was not applied in an identical way. Note that the camouflage featured 24-inch roundels on the top of the wings.



B. INTERMEDIATE two-tone wrap-around camouflage for the Jaguar GR.1/T.2, 1975/76 - BOTTOM

By the mid-1970s, the RAF introduced a new wrap-around camouflage for their fleet of tactical attack aircraft such as the Jaguar GR.1/T.2 and the Harrier GR.3, to render those less prone to visual detection in the low-level environment. The technical manual specified that basically the top pattern was to be mirrored on the bottom surfaces of the aircraft, while the pattern on the sides was revised, to make its application easier. The new STANDARD wrap-around paint scheme would only be applied to aircraft on the assembly line or when receiving depot level overhaul, the latter making the stripping of the aircraft necessary. However, to conform to the new directions, recently received Jaguars with the ORIGINAL three-tone camouflage received an INTERMEDIATE pattern applied to the bottom surfaces of the aircraft. This pattern is not documented anywhere, however, after having studied a plethora of air-to-air images, we finally were able to decipher it. The pattern on top, as well as the roundel, letter, serial number and fin-flash sizes remained unchanged.



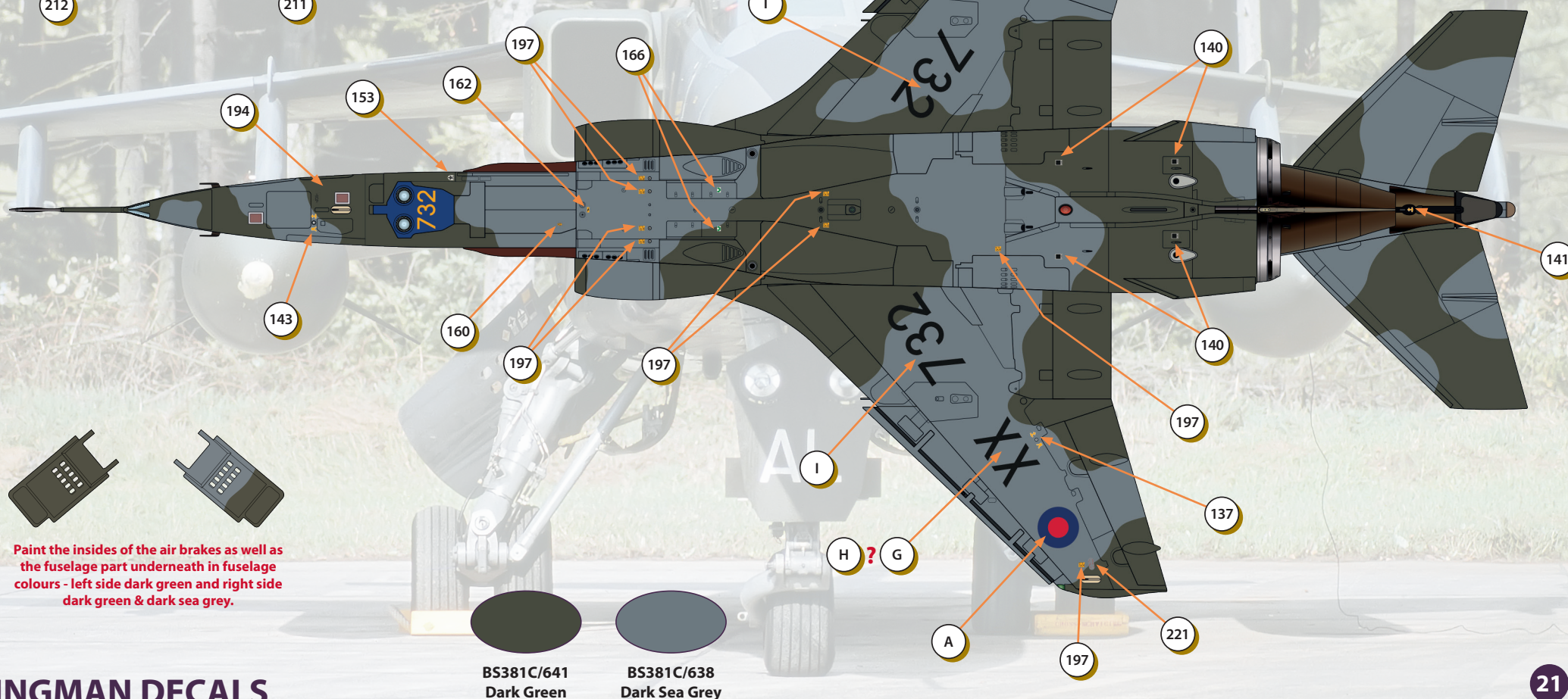
212



211

Decal placement inside of main landing gear doors.

Note that these red warnings signs have not always applied in a uniform way. Some Jags displayed those a little higher up the door. We also encourage you to use AIRFIX decals #25 (data plates) inside the main landing gear housings.



Paint the insides of the air brakes as well as the fuselage part underneath in fuselage colours - left side dark green and right side dark green & dark sea grey.

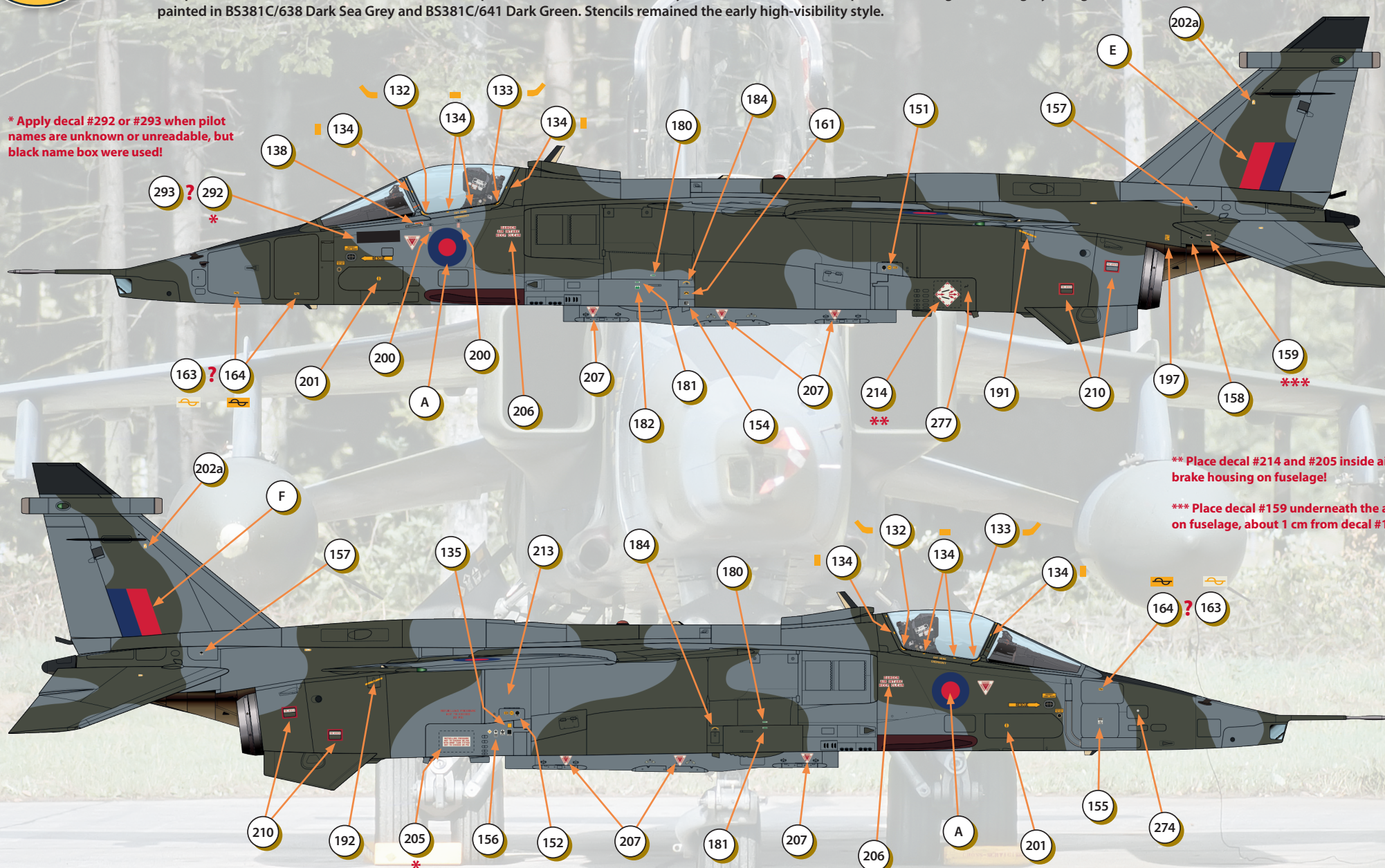
BS381C/641
Dark Green

BS381C/638
Dark Sea Grey

B. INTERMEDIATE two-tone wrap-around camouflage for the Jaguar, 1975/76 - SIDE PROFILES

The pattern on the sides of the INTERMEDIATE wrap-around scheme, was basically the ORIGINAL three-tone pattern, with light aircraft grey being over painted in BS381C/638 Dark Sea Grey and BS381C/641 Dark Green. Stencils remained the early high-visibility style.

* Apply decal #292 or #293 when pilot names are unknown or unreadable, but black name box were used!




** Place decal #214 and #205 inside air brake housing on fuselage!

*** Place decal #159 underneath the aileron on fuselage, about 1 cm from decal #158!

C. STANDARD two-tone wrap-around camouflage for the Jaguar, 1986 - SIDE PROFILES

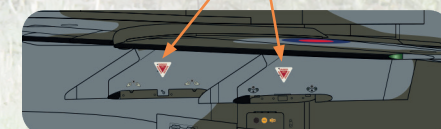
By the 1977, the first new production Jaguars, clad in the new STANDARD wrap-around two-tone camouflage scheme began to appear with RAF squadrons. Stencils were to be of the low-visibility type, but especially during the late 1970s and early 1980s, high-viz stencils were often seen on aircraft with the new camouflage.



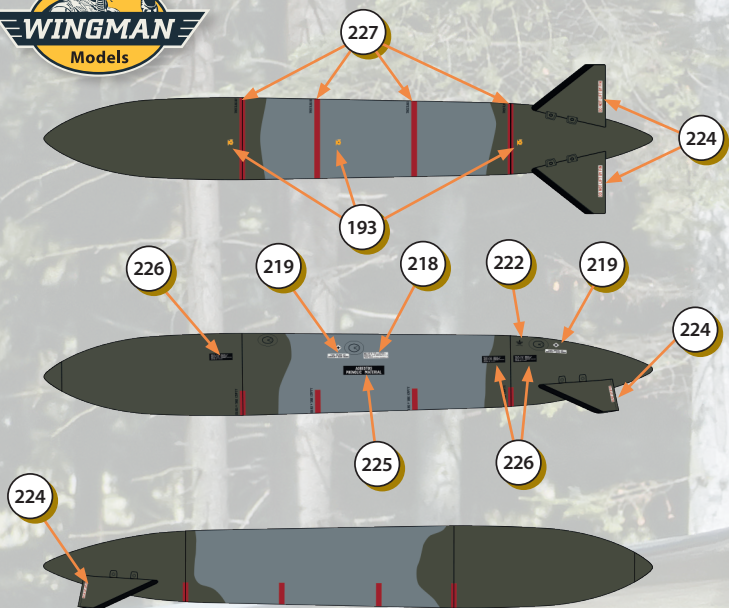
* Apply decal #293 or #292 when pilot names are unknown or unreadable, but black name box were used!

** Place decal #214 and #205 inside air brake housing on fuselage!

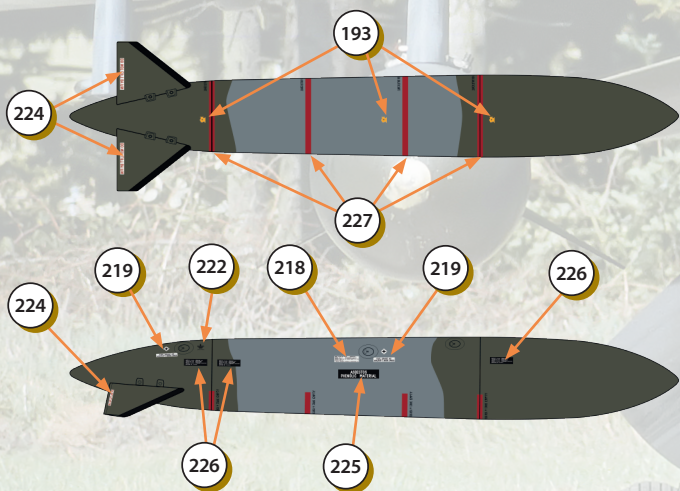
*** Place decal #173 underneath the aileron on fuselage, about 1 cm from decal #285!



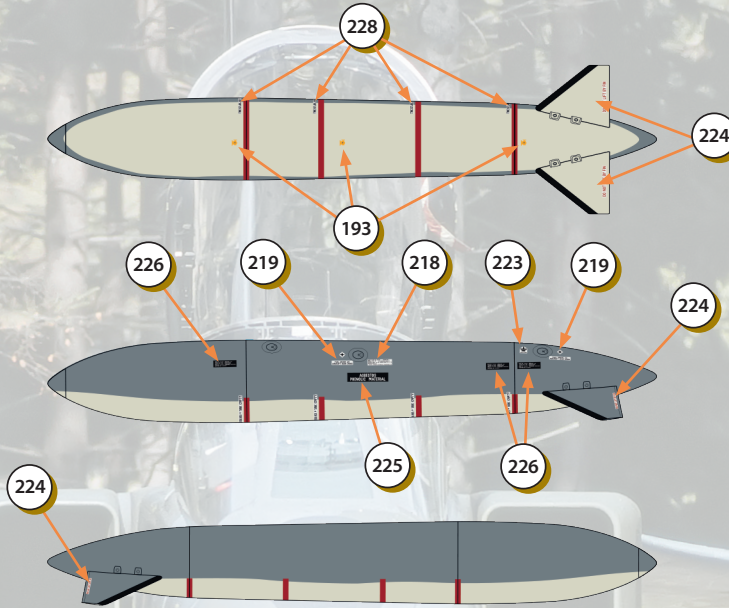
Place decal #208 on both sides of each wing pylon! Repeat for pylons under right wing.



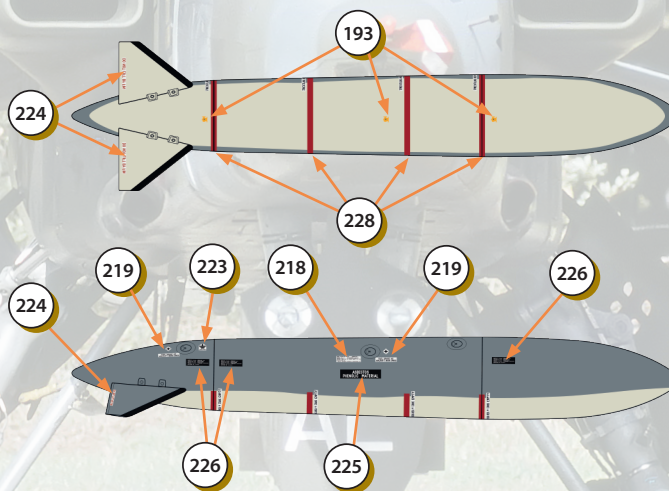
Left auxiliary wing tank w/low-viz stencils.




Right auxiliary wing tank w/low-viz stencils.




Left auxiliary wing tank w/high-viz stencils.



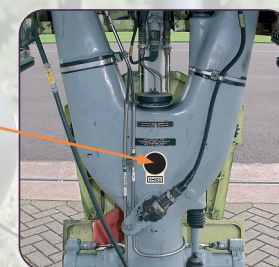
Right auxiliary wing tank w/high-viz stencils.



Right main landing gear.



Left main landing gear.




Front landing gear.



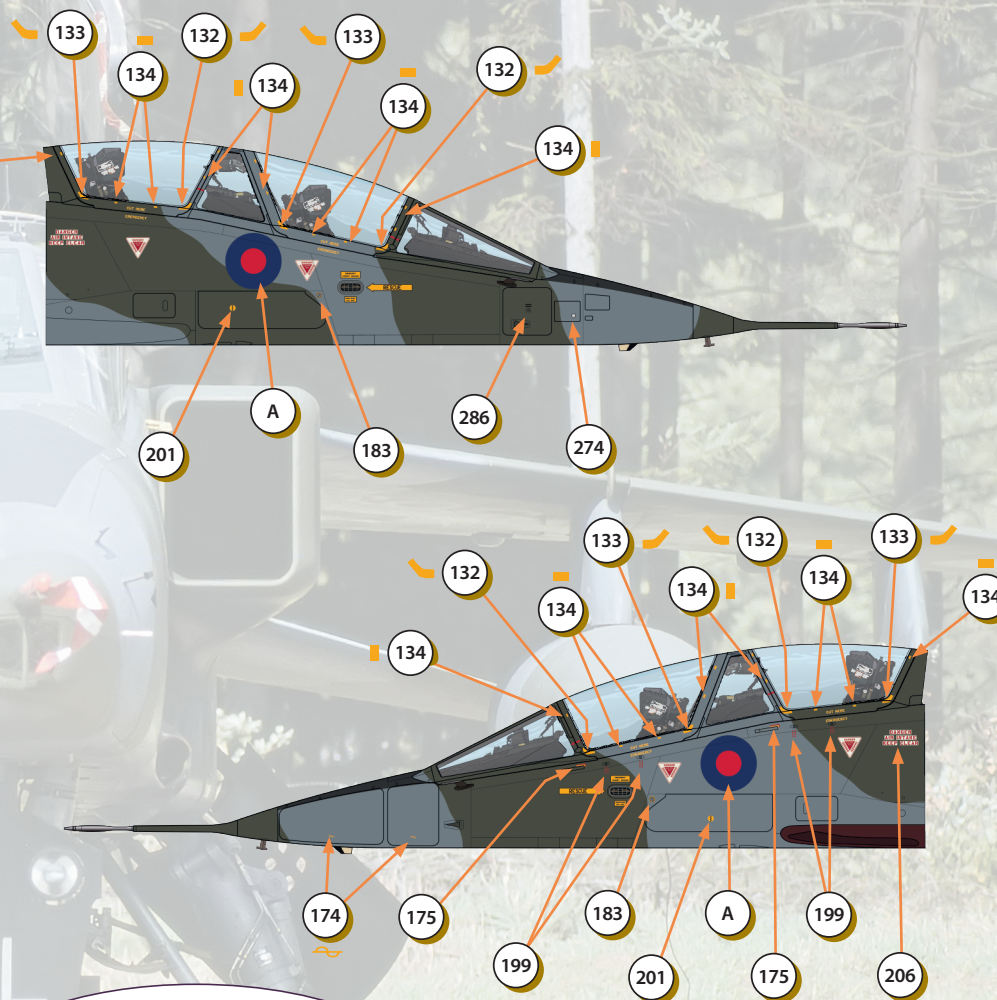
Air intake covers.

D. Stencil placement guide for T.2 - HIGH VIZ (ALL camouflages)

The stencil location on the Jaguar T.2 was basically identical to the GR.1 on the rear part of the fuselage up to the cockpit section, as well as on the bottom surfaces. On difference was that the T.2 had only one 30 mm gun installed, hence it did not feature gun compartment decals on the left side, only on the right side of the fuselage.



E. Stencil placement guide for T.2 - LOW-VIZ (STANDARD wrap-around camouflage)



A very special thanks goes to the following persons or institutions for their much appreciated help and support in the design of this decal: Mark Attrill, Mark Rolfe, Andy Donovan, Nick Greenall, Denis Calvert, Paul Briggs, The Coltishall Heritage Centre, Robbie Shaw, Peter Foster, Allen Vernon, Damien Burke and Clive Barrett!