

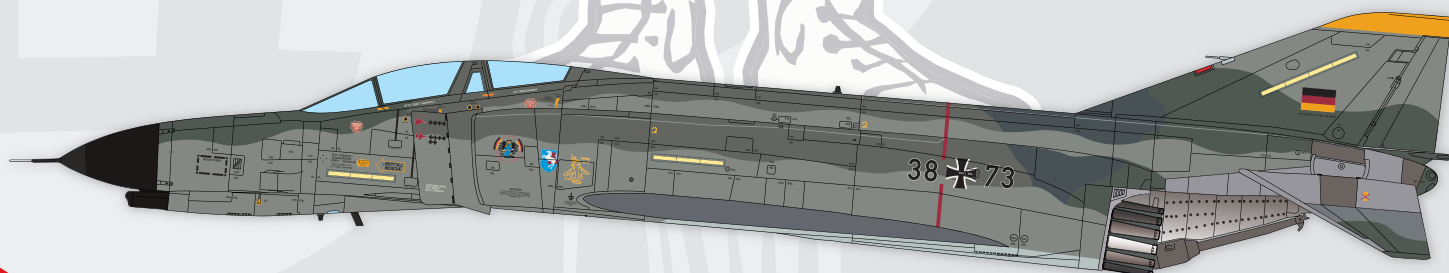
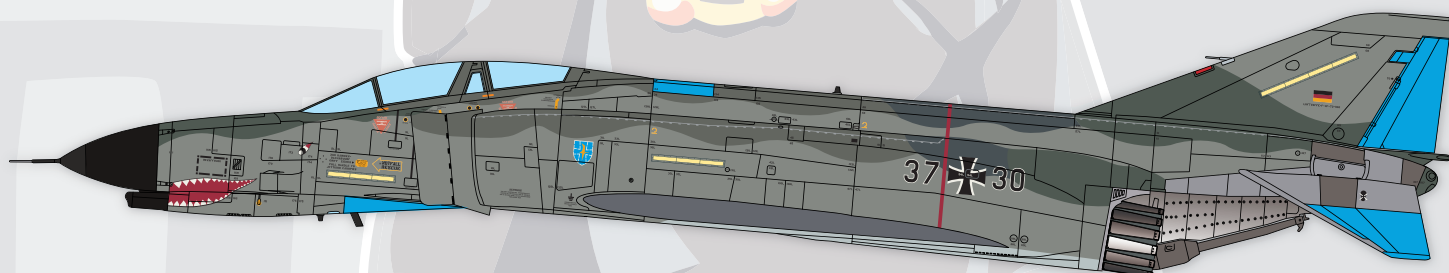
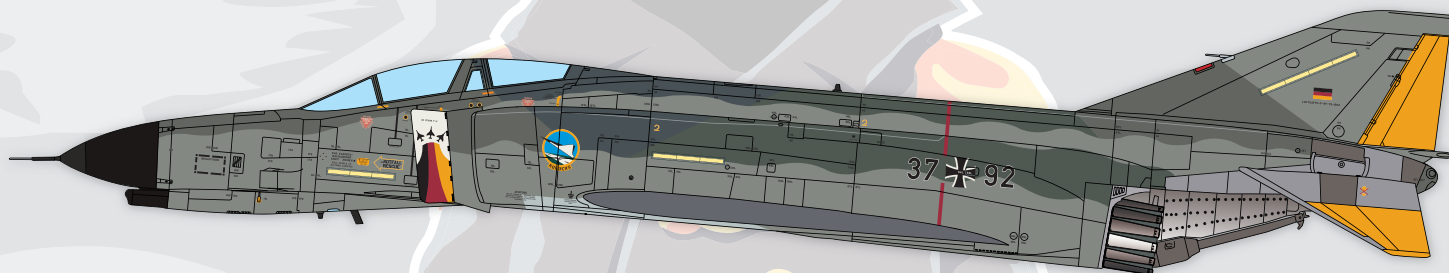
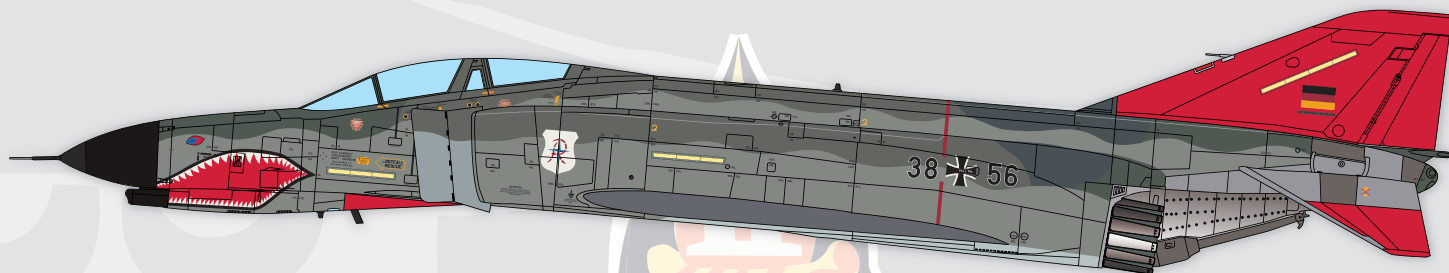
HoPD 48002

1/48
Scale



LUFTWAFFE PHANTOMS

F-4F IN NORM 81A /1B CAMOUFLAGE



Over 30 different marking options,
with stencils for two aircraft!
Designed for Zoukei-Mura kits!

House of Phantoms, Wetterkreuz 13, 91058 Erlangen
Germany – www.houseofphantoms.com

Printed in Italy by



All rights reserved!
© 2022 House of Phantoms

Norm 81 Camouflage Variations



Style Variant 1: F-4F 37+83 of JG 71 "Richthofen", seen in 1984 at Wittmund, with Norm 81A "hybrid" camouflage (colour placement according to Norm 81A, but with more round Norm 81B-style lines). High demarcation lines on the fuselage sides and added, hand-sprayed soft contours. Large, early-style Iron Crosses on six positions and large German banner on fin. (Zetsche via AirDOC Collection)



Style Variant 2: F-4F 37+09 of JaboG 35, taken during the TAM in 1984 at Gize-Rijen AB, NL, with clean Norm 81A camouflage and very high demarcation lines on the fuselage sides, which features hard edges. Note: large, early-style Iron Crosses on six positions. (Grondstein via AirDOC Collection)



Style Variant 3: F-4F 37+94 of JaboG 35, seen at Pferdsfeld in June 1986. Norm 81A camouflage, with nearly straight demarcation lines and hard edges, reaching lower over the fuselage sides. Note: small, late-style Iron Crosses on four positions only. (Zetsche via AirDOC Collection)



Style Variant 4: F-4F 38+04 of JG 71 "Richthofen", seen during the mid-1980s. Aircraft has Norm 81B camouflage with high demarcation lines and added, hand-sprayed soft contours, reaching low over fuselage sides. The aircraft features large early-style Iron Crosses on six positions. (Dr. Stefan Petersen)



Style Variant 5: F-4F 37+24 of JG 72 "W", seen during the early 1990s, with Norm 81B camouflage, wavy demarcation lines and hard edges, reaching lower over the fuselage sides. The Phantom has red ID-colour on rudder, stabilizers, main landing gear door and wing tips. Most probably the stabilizers were painted red on the bottom surfaces as well. (Zetsche via AirDOC Collection)



Style Variant 6: F-4F 38+73 of JG 74 "Mölders", seen in May 1992. Aircraft has Norm 81B camouflage, with wavy demarcation lines and hard edges, reaching higher-up on the fuselage sides. Of note is the small unit patch, which was introduced during the early 1990s.

HoPD 48002

1) F-4F-59-MC, 38+56, 72-1266, JG 71 "Richthofen", GAFTIC '86, CFB Goose Bay, Canada, May 1986

Freshly applied Norm 81B paint scheme (style Variant 5), with light gray patch on the intake ramp. Hard camouflage demarcation lines. ID-paint in RAL 3000 Feuerrot applied to fin, stabilators (top and bottom), outer wing edges (top and bottom) and to front landing gear cover. Four FOUR "Iron Cross" national insignias and red/yellow "No Step" markings.

* With small salmon red triangles



Apply shark mouth on top of the decal for the armament box.

On both sides

On both sides

On both sides

Before applying decal, paint area especially around the ECS scoops' air inlet in FS 11136.

ZUR KABINEN-DACHABWURF-GRUPPE ZIEHEN
PULL HANDLE TO
EJECTOR CHAIRS

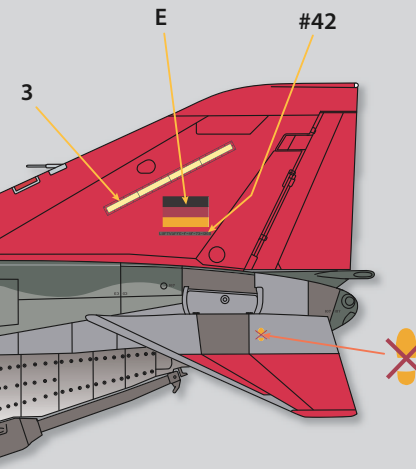
OLT TENNE

HAJ FOLKA

U TRENNEL
OFV FOLTIN

NOTFALL
RESCUE

H G



Before applying decal #42 paint area below in original aircraft colour, as the serial numbers were masked-off before applying the ID colours.

LUFTWAFFE-F-4F-72-1266

2) F-4F-59-MC, 38+74, 72-1284, JG 71 "Richthofen", GAFTIC '86, CFB Goose Bay, Canada, May 1986

Newly applied Norm 81B paint scheme (style Variant 5), with light gray patch on the intake ramp. Hard camouflage demarcation lines and simulated "kill markings" on the intake ramp. FOUR small "Iron Cross" national insignias and red/yellow "No Step" markings.

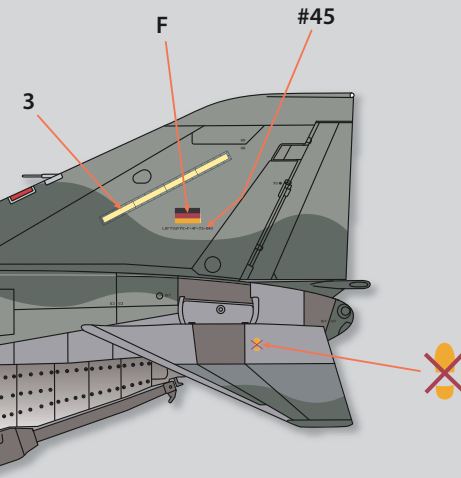
* With small salmon red triangles

BEWAFFNUNG

ZUR KABINEN-DACHABWURF-GRUPPE ZIEHEN
PULL HANDLE TO
EJECTOR CHAIRS

NOTFALL
RESCUE

H G



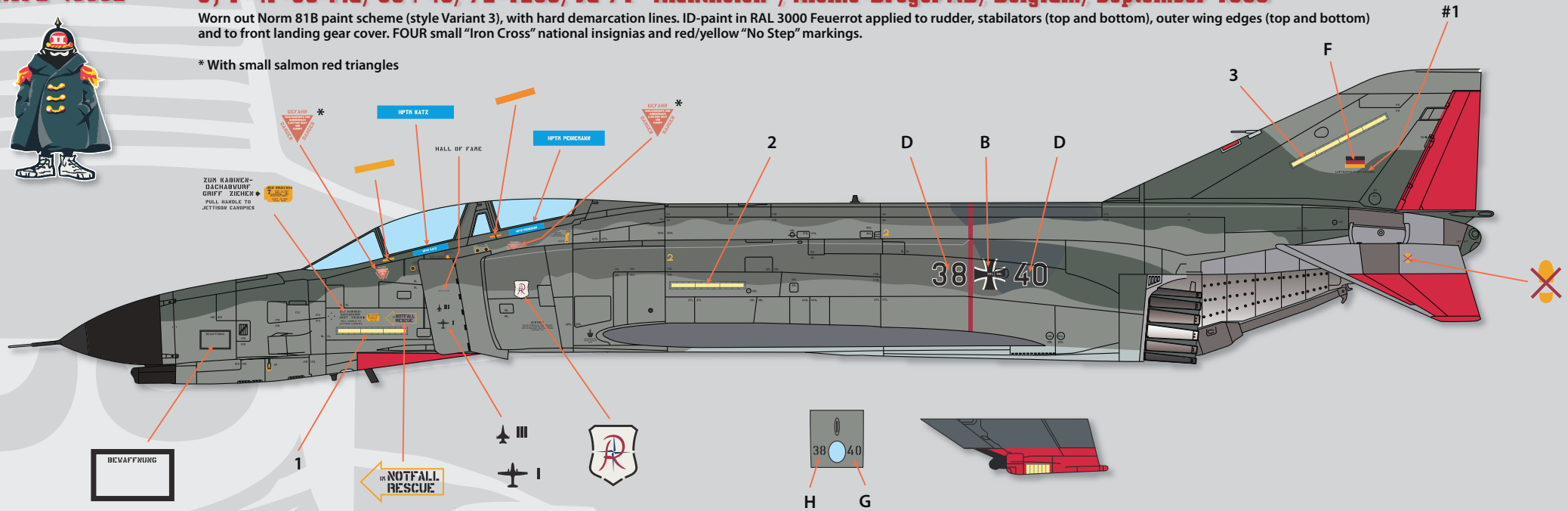
HoPD 48002



3) F-4F-58-MC, 38+40, 72-1250, JG 71 "Richthofen", Kleine-Brogel AB, Belgium, September 1993

Worn out Norm 81B paint scheme (style Variant 3), with hard demarcation lines. ID-paint in RAL 3000 Feuerrot applied to rudder, stabilators (top and bottom), outer wing edges (top and bottom) and to front landing gear cover. FOUR small "Iron Cross" national insignias and red/yellow "No Step" markings.

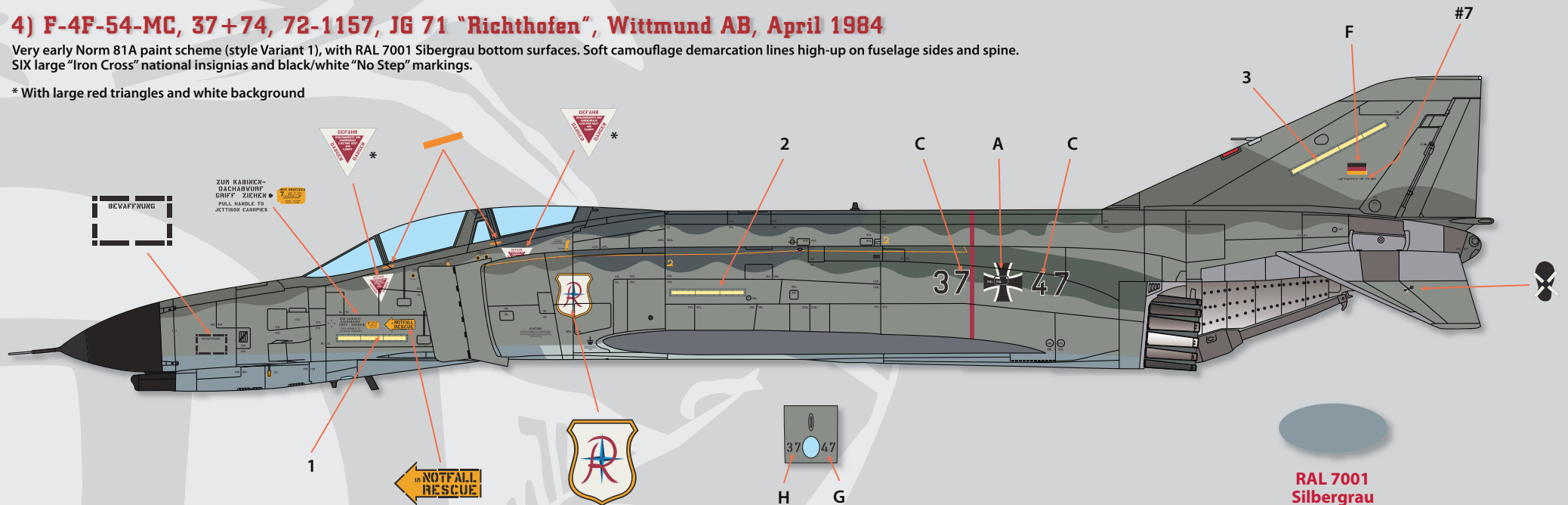
* With small salmon red triangles



4) F-4F-54-MC, 37+74, 72-1157, JG 71 "Richthofen", Wittmund AB, April 1984

Very early Norm 81A paint scheme (style Variant 1), with RAL 7001 Silbergrau bottom surfaces. Soft camouflage demarcation lines high-up on fuselage sides and spine. SIX large "Iron Cross" national insignias and black/white "No Step" markings.

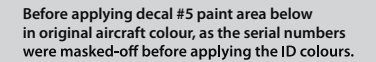
* With large red triangles and white background



RAL 7001
Silbergrau

Used and worn Norm 81A paint scheme (style Variant 3), with light gray patches on fuselage sides and hard camouflage demarcation lines. ID-paint in RAL 9001 Cremeweiß applied to fin, stabilators (top and bottom), outer wing edges (top and bottom) and to front landing gear cover, red unit "R" applied to both sides of the aircraft (see our book on Norm 81 F-4Fs for exact location and more details). FOUR small "Iron Cross" national insignias and red/yellow "No Step" markings.

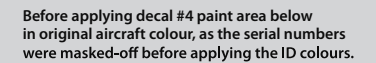
**ZUM KABINEN-
DACHABWURF
GRIFF ZIEHEN**
PULL HANDLE TO
JELLYSON CANOPY



LUFTWAFFE-F-4F-72-1217

Used and worn Norm 81A paint scheme (style Variant 3), with light gray patches on fuselage sides. Hard camouflage demarcation lines. ID-paint in RAL 9001 Cremeweiß applied to fin, stabilators (top and bottom), outer wing edges (top and bottom) and to front landing gear cover. SIX large "Iron Cross" national insignias, red/yellow "No Step" markings as well as red letter "R" and "Red Barons" zaps on both sides of the aircraft (see our book on Norm 81 F-4s for exact location and more details).

ZUM KABIXEN-
DACHABWURF
GRIFF ZIEHEN ▶
PULL HANDLE TO
JETTISON CANOPIES



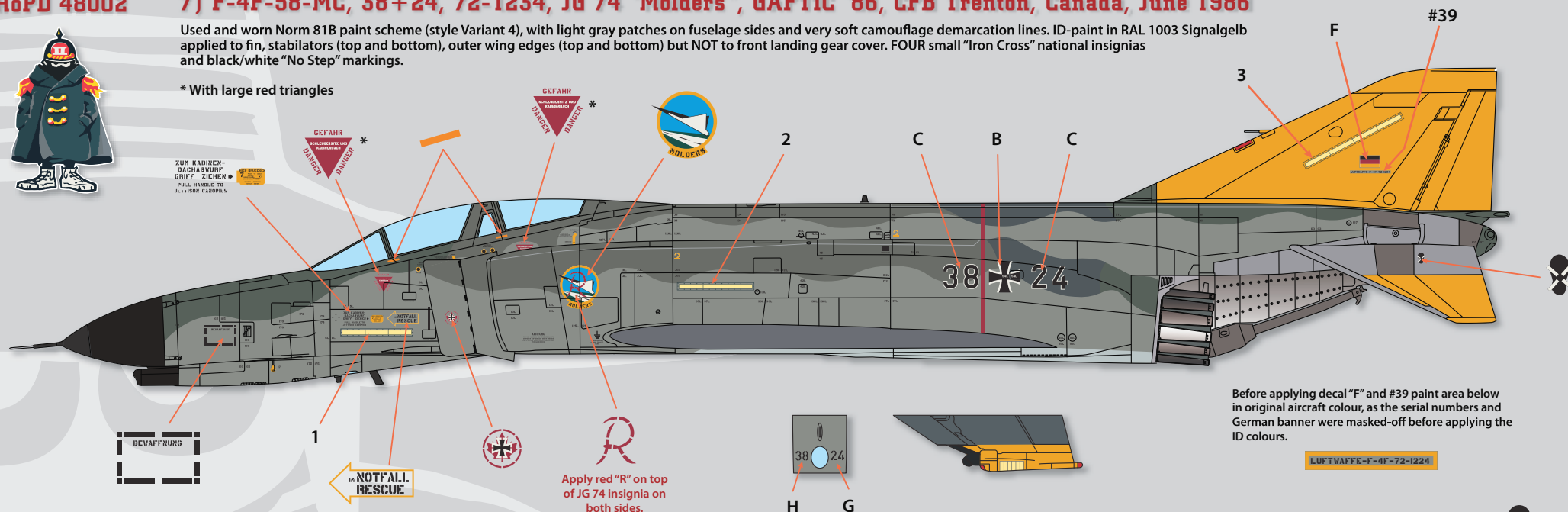
LUFTWAFFE-F-4F-72-1299

HoPD 48002

7) F-4F-58-MC, 38+24, 72-1234, JG 74 "Mölders", GAFTIC '86, CFB Trenton, Canada, June 1986

Used and worn Norm 81B paint scheme (style Variant 4), with light gray patches on fuselage sides and very soft camouflage demarcation lines. ID-paint in RAL 1003 Signalgelb applied to fin, stabilators (top and bottom), outer wing edges (top and bottom) but NOT to front landing gear cover. FOUR small "Iron Cross" national insignias and black/white "No Step" markings.

* With large red triangles



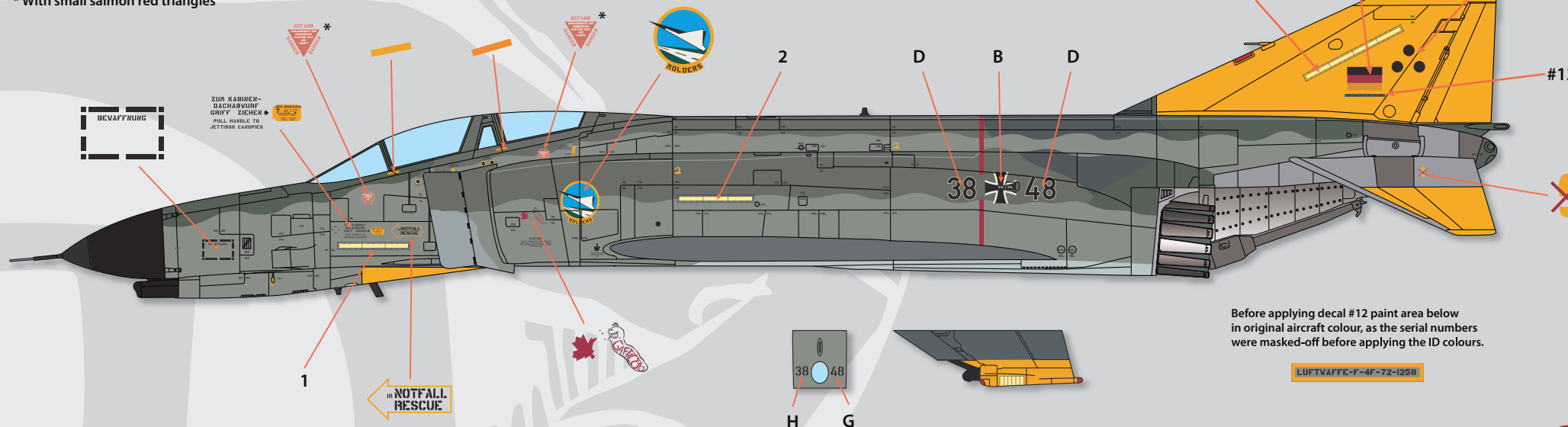
Before applying decal "F" and #39 paint area below in original aircraft colour, as the serial numbers and German banner were masked-off before applying the ID colours.

LUFTWAFFE-F-4F-72-1224

8) F-4F-59-MC, 38+48, 72-1258, JG 74 "Mölders", GAFTIC '86, CFB Goose Bay, Canada, May 1986

Norm 81B paint scheme (style Variant 5), with light gray patches on intake ramp. Hard camouflage demarcation lines, reaching low on the fuselage sides. ID-paint in RAL 1003 Signalgelb applied to fin, stabilizers (top and bottom), outer wing edges (top and bottom) and to front landing gear cover. FOUR small "Iron Cross" national insignias and red/yellow "No Step" markings.

* With small salmon red triangles



Before applying decal #12 paint area below in original aircraft colour, as the serial numbers were masked-off before applying the ID colours.

LUFTWAFFE-F-4F-72-1258

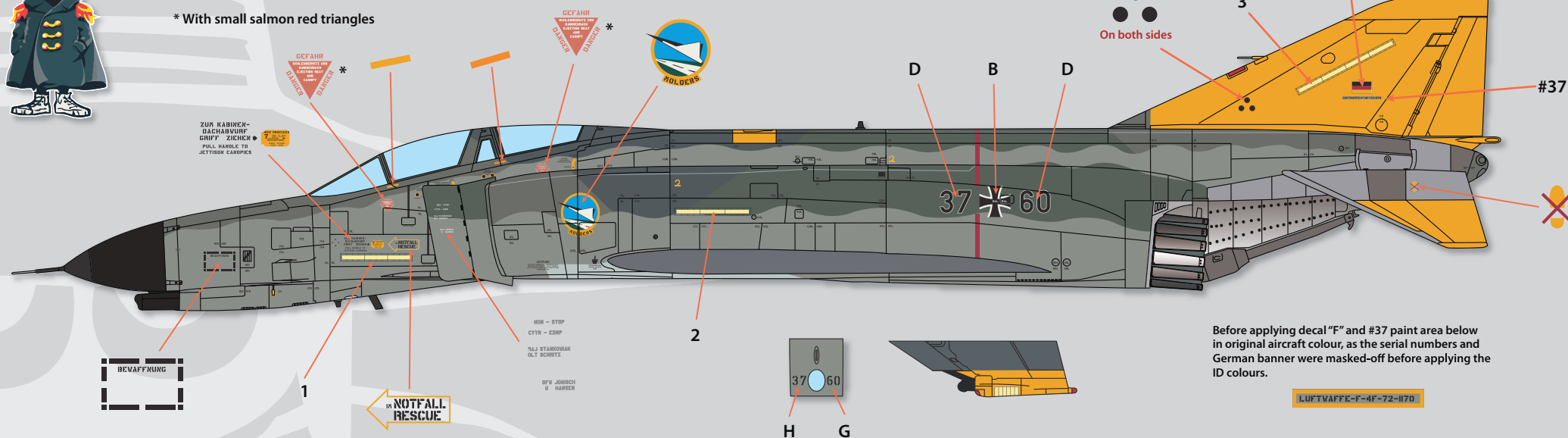
HoPD 48002

9) F-4F-55-MC, 37+60, 72-1170, JG 74 "Mölders", GAFTIC '87, Rheine-Hopsten, November 1987

Relatively clean Norm 81A paint scheme (style Variant 5), with hard camouflage demarcation lines, reaching low on the fuselage sides. ID-paint in RAL 1003 Signalgelb applied to fin, stabilizers (top and bottom), outer wing edges (top and bottom) and spine. FOUR small "Iron Cross" national insignias and red/yellow "No Step" markings



* With small salmon red triangles

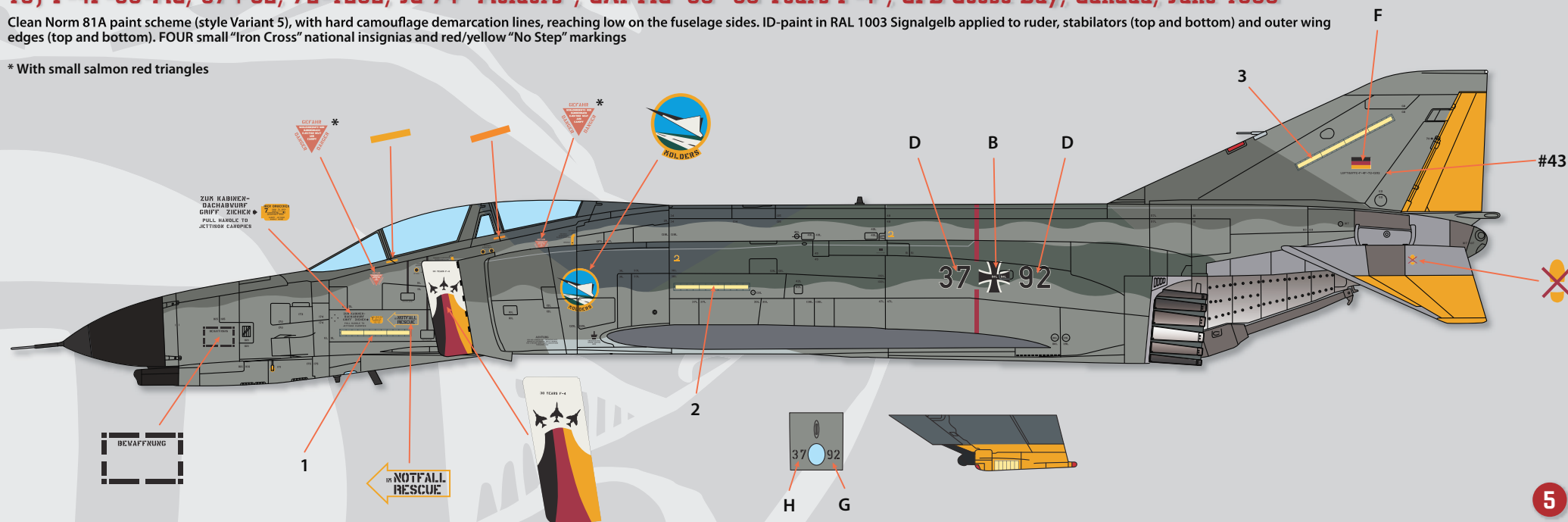


Before applying decal "F" and #37 paint area below in original aircraft colour, as the serial numbers and German banner were masked-off before applying the ID colours.

10) F-4F-56-MC, 37+92, 72-1202, JG 74 "Mölders", GAFTIC '88 "30 Years F-4", CFB Goose Bay, Canada, June 1988

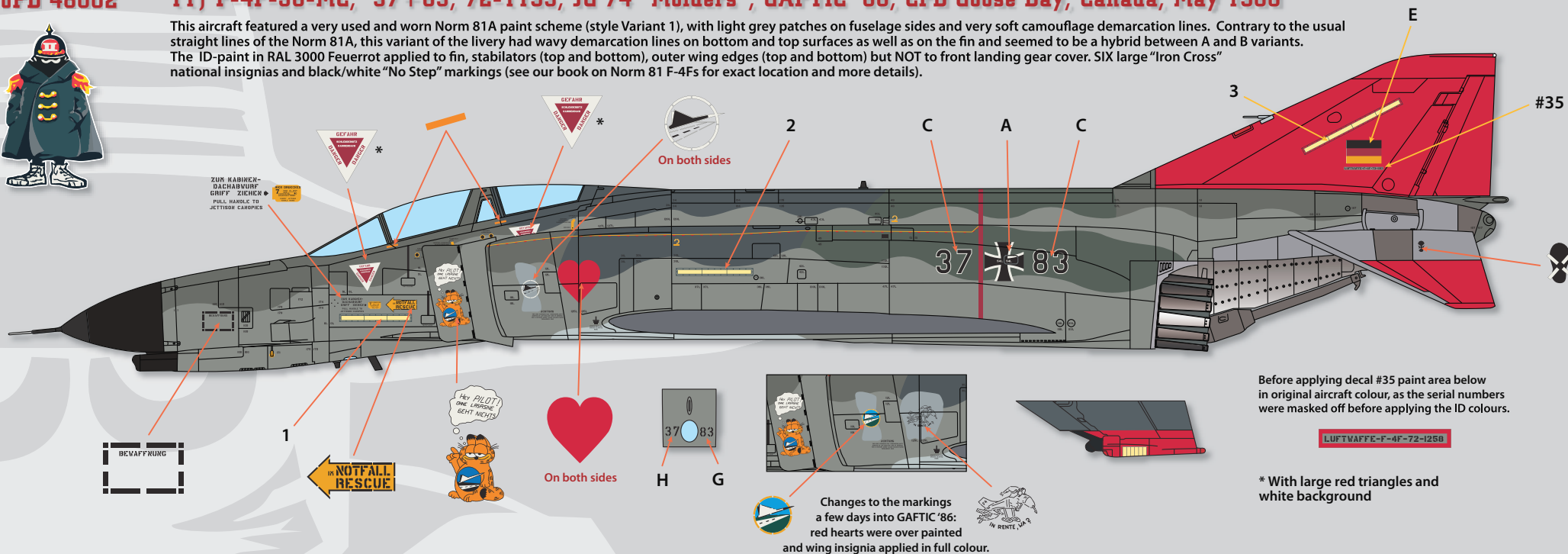
Clean Norm 81A paint scheme (style Variant 5), with hard camouflage demarcation lines, reaching low on the fuselage sides. ID-paint in RAL 1003 Signalgelb applied to ruder, stabilizers (top and bottom) and outer wing edges (top and bottom). FOUR small "Iron Cross" national insignias and red/yellow "No Step" markings

* With small salmon red triangles



11) F-4F-56-MC, 37+83, 72-1193, JG 74 "Mölders", GAFTIC '86, CFB Goose Bay, Canada, May 1986

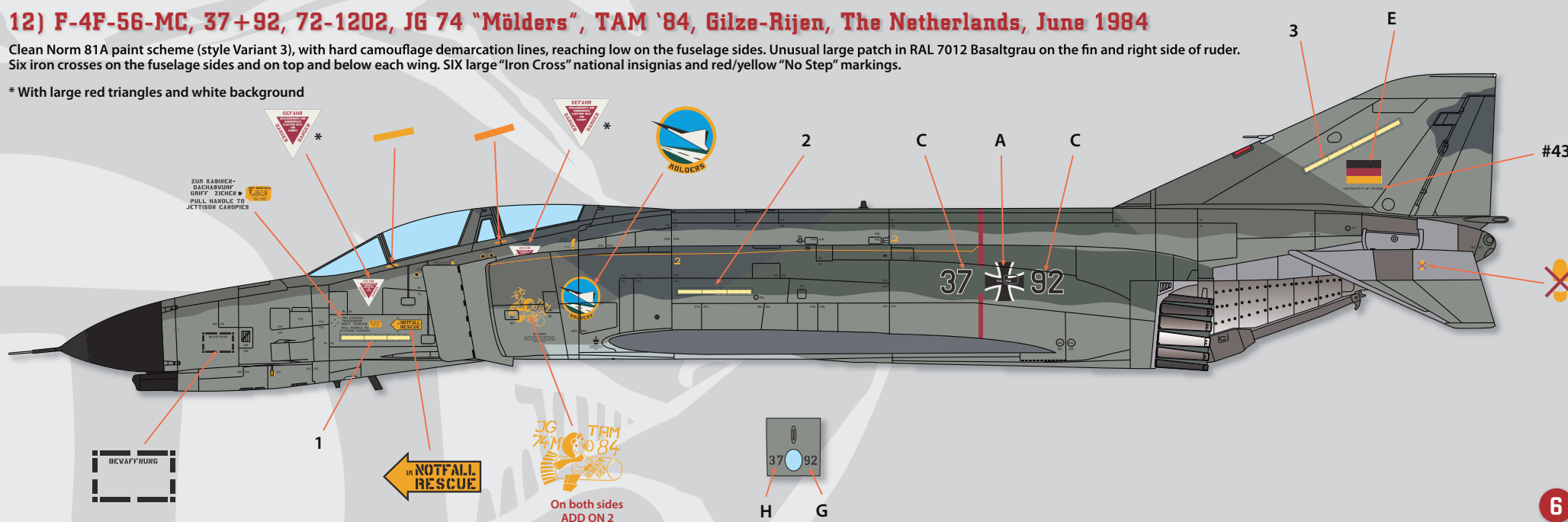
This aircraft featured a very used and worn Norm 81A paint scheme (style Variant 1), with light grey patches on fuselage sides and very soft camouflage demarcation lines. Contrary to the usual straight lines of the Norm 81A, this variant of the livery had wavy demarcation lines on bottom and top surfaces as well as on the fin and seemed to be a hybrid between A and B variants. The ID-paint in RAL 3000 Feuerrot applied to fin, stabilizers (top and bottom), outer wing edges (top and bottom) but NOT to front landing gear cover. SIX large "Iron Cross" national insignias and black/white "No Step" markings (see our book on Norm 81 F-4Fs for exact location and more details).



12) F-4F-56-MC, 37+92, 72-1202, JG 74 "Mölders", TAM '84, Gilze-Rijen, The Netherlands, June 1984

Clean Norm 81A paint scheme (style Variant 3), with hard camouflage demarcation lines, reaching low on the fuselage sides. Unusual large patch in RAL 7012 Basaltgrau on the fin and right side of ruder. Six iron crosses on the fuselage sides and on top and below each wing. SIX large "Iron Cross" national insignias and red/yellow "No Step" markings.

* With large red triangles and white background

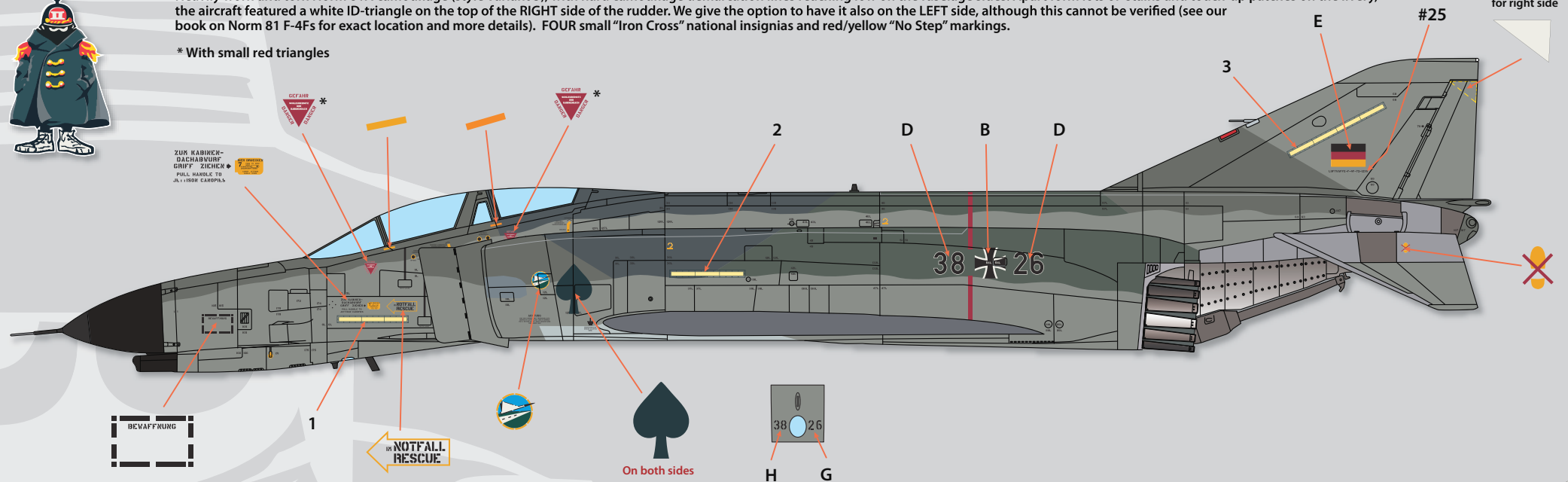


HoPD 48002

13) F-4F-58-MC, 72-1236, 38+26, JaboG 35, w/JG 74 "M" unit insignia, GAFTIC '86, CFB Goose Bay, May 1986

Heavily worn and torn Norm 81A camouflage (style Variant 3), with hard camouflage demarcation lines reaching low on the fuselage sides. Apart from lots of stains and touch-up patches on the livery, the aircraft featured a white ID-triangle on the top of the RIGHT side of the rudder. We give the option to have it also on the LEFT side, although this cannot be verified (see our book on Norm 81 F-4Fs for exact location and more details). FOUR small "Iron Cross" national insignias and red/yellow "No Step" markings.

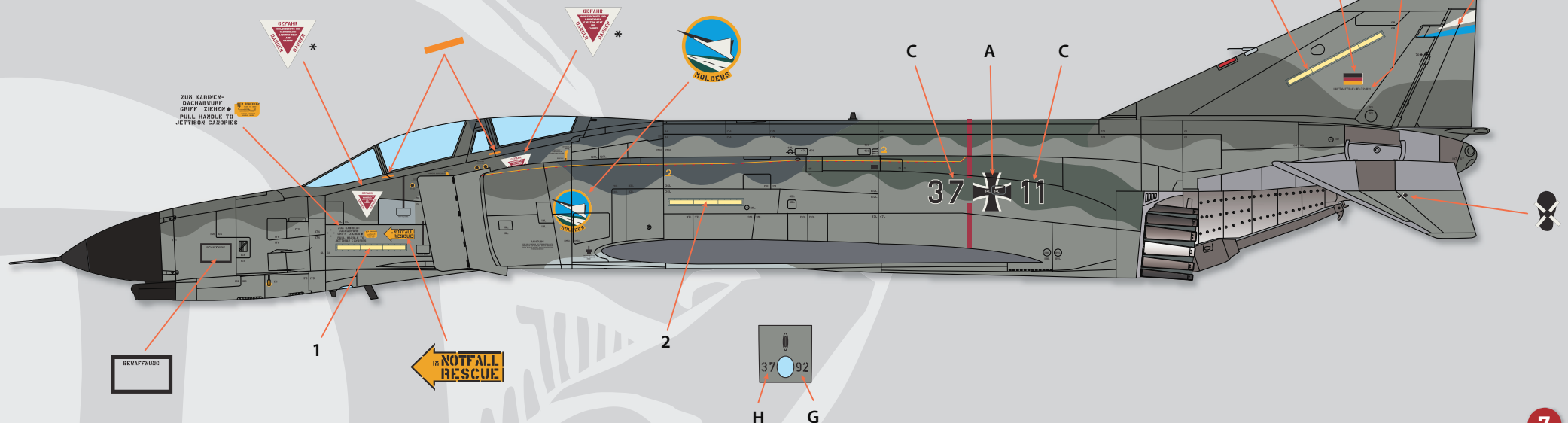
* With small red triangles



14) F-4F-53-MC, 37+11, 72-1121, JG 74 "Mölders", Neuburg AB, July 1983

Clean early version of the Norm 81B paint scheme (style Variant 4), with hard camouflage demarcation lines high-up on fuselage sides and spine. Soft, washed-out wavy edges added and sprayed on by hand. White and blue ID-markings on both sides of the rudder, with SIX large "Iron Cross" national insignias and black/white "No Step" markings.

* With large red triangles and white background

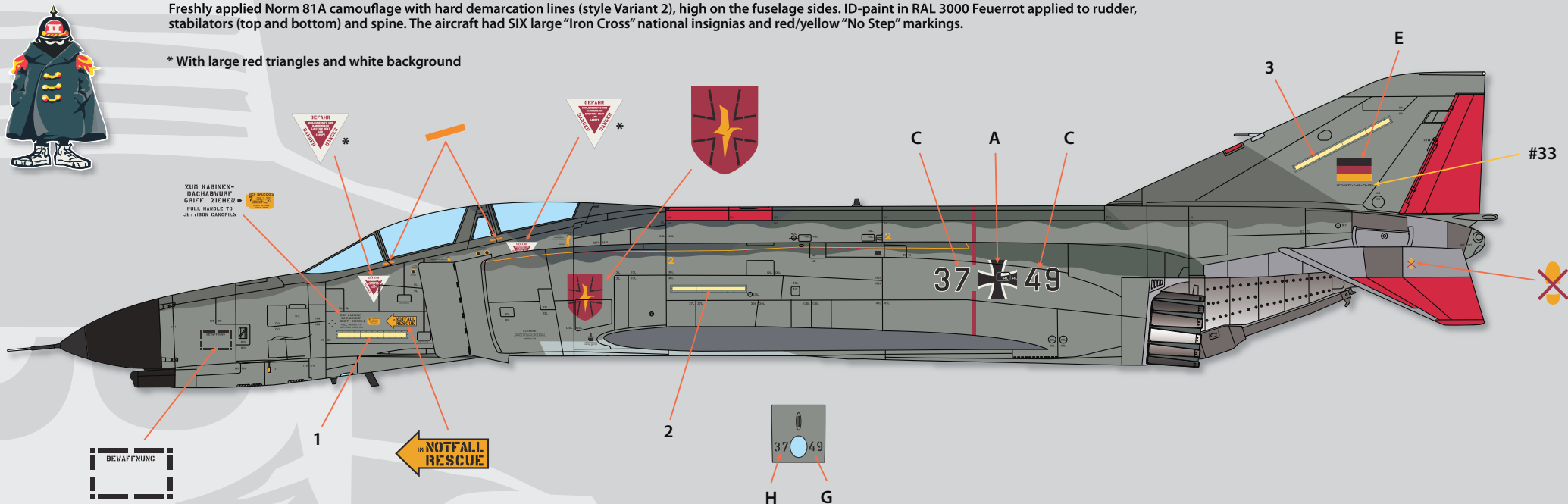


HoPD 48002

15) F-4F-55-MC, 37+49, 72-1159, JaboG 35, GAFTIC '83, CFB Goose Bay, May 1983

Freshly applied Norm 81A camouflage with hard demarcation lines (style Variant 2), high on the fuselage sides. ID-paint in RAL 3000 Feuerrot applied to rudder, stabilators (top and bottom) and spine. The aircraft had SIX large "Iron Cross" national insignias and red/yellow "No Step" markings.

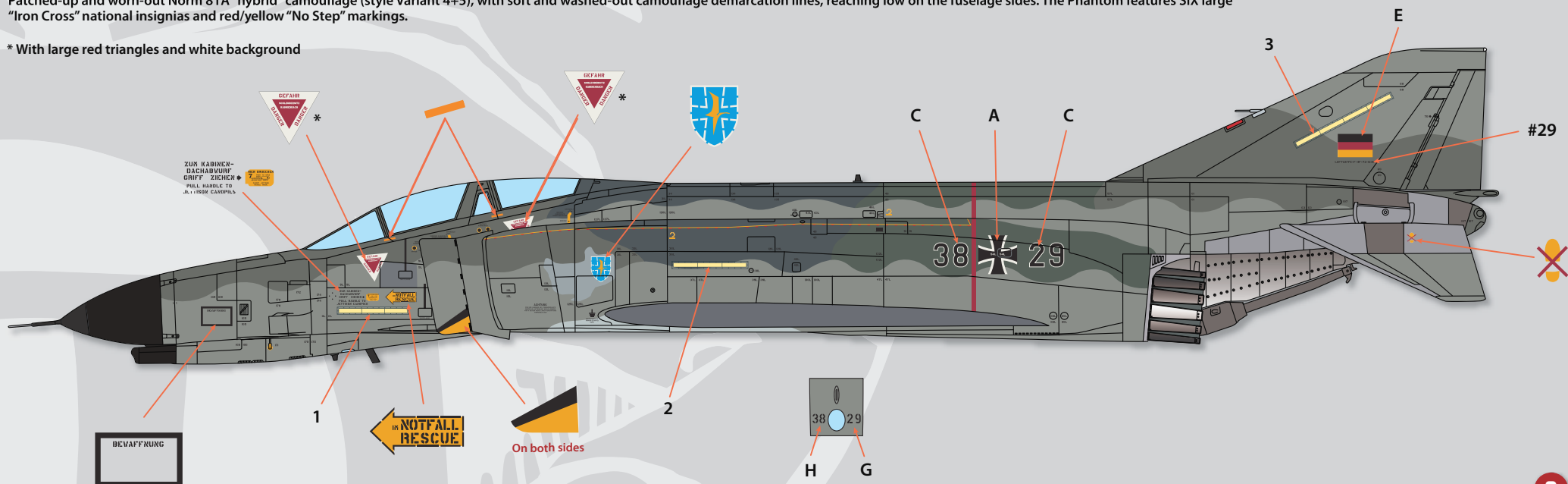
* With large red triangles and white background



16) F-4F-58-MC, 38+29, 72-1239, JaboG 35, GAFTIC '88, CFB Goose Bay, June 1988

Patched-up and worn-out Norm 81A "hybrid" camouflage (style Variant 4+5), with soft and washed-out camouflage demarcation lines, reaching low on the fuselage sides. The Phantom features SIX large "Iron Cross" national insignias and red/yellow "No Step" markings.

* With large red triangles and white background

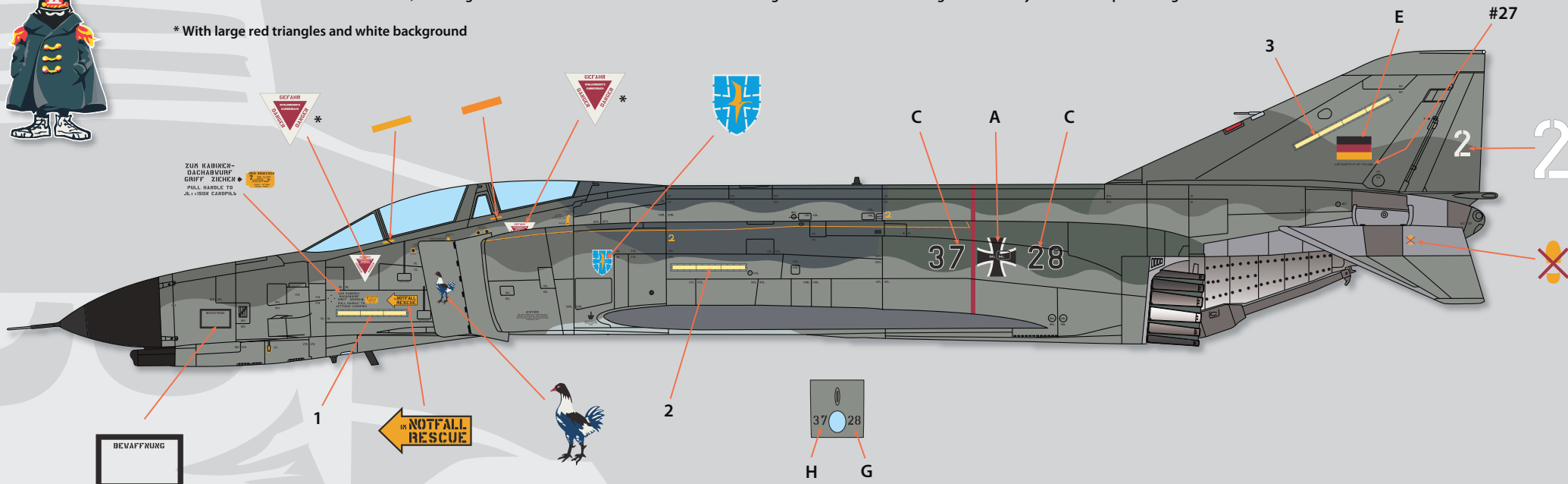


HoPD 48002

17) F-4F-54-MC, 37+28, 72-1138, JaboG 35, "Squadron Exchange" w/No.43 Squadron/RAF Leuchars, Pferdsfeld AB 1985

Patched-up and worn-out Norm 81A "hybrid" camouflage (style Variant 1+4), with soft and washed-out camouflage demarcation lines, reaching low on the fuselage sides. Number "2" on both sides of the rudder, denoting second aircraft of the "F-4F DEMO TEAM". SIX large "Iron Cross" national insignias and red/yellow "No Step" markings.

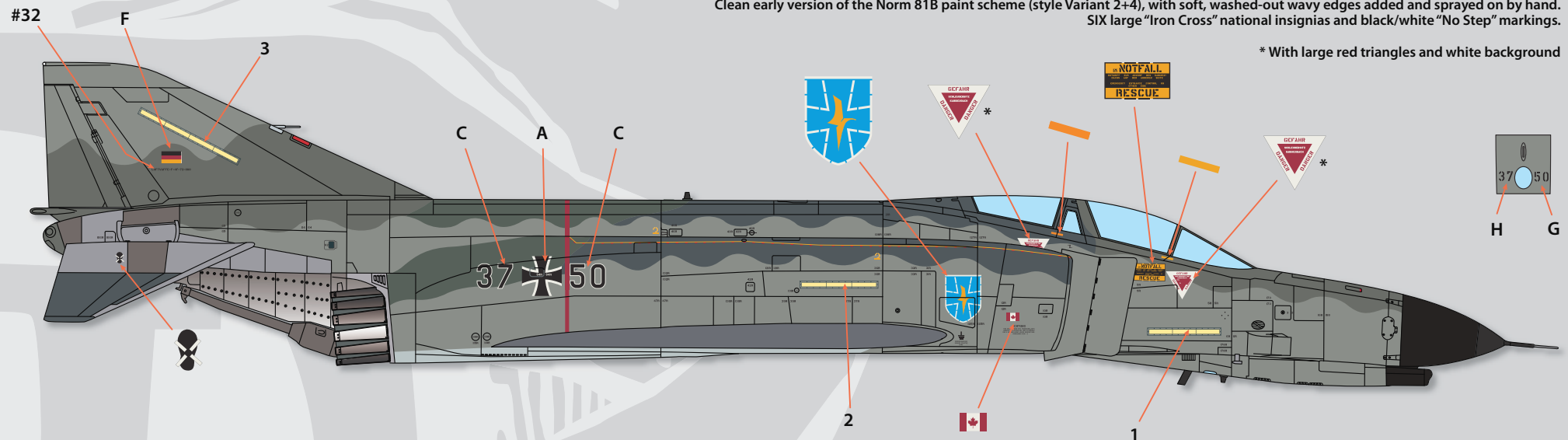
* With large red triangles and white background



18) F-4F-55-MC, 37+50, 72-1160, JaboG 35, Pferdsfeld AB, August 1983

Clean early version of the Norm 81B paint scheme (style Variant 2+4), with soft, washed-out wavy edges added and sprayed on by hand. SIX large "Iron Cross" national insignias and black/white "No Step" markings.

* With large red triangles and white background



HoPD 48002

19) F-4F-54-MC, 37+33, 72-1143, JaboG 35, Decimomannu AB, Sardinia, August 1996

Heavily worn and torn Norm 81B camouflage (style Variant 6), with hard camouflage demarcation lines reaching low on the fuselage sides. The ID-paint in RAL 1003 Signalgelb applied to rudder, stabilators (top and bottom), outer wing edges (top and bottom), front landing gear cover and spine. FOUR large "Iron Cross" national insignias and black/white "No Step" markings. "Zapped" with three red lightning bolts (see our book on Norm 81 F-4Fs for exact location and more details).

* With large red triangles



1. VART OPV HEMC
2. VART U LESSE
ZUR KABINE-
DACHABWURF-
GRUPPE ZIEHEN
PULL HANDLE TO
JETTISON CANOPIES

BEWAFFNUNG

1

NOTFALL-
RESCUE



2

D

B

D

37 33

3

F

#10

Both sides



H

G

20) F-4F-54-MC, 37+35, 72-1145, JaboG 35, GAFTIC '96 "Hangar Queen", Jever AB, September 1996

Clean Norm 81B camouflage (style Variant 6), with hard camouflage demarcation lines, ending higher-up on the fuselage sides. The ID-paint in RAL 3000 Feuerrot applied to rudder, stabilators (top and bottom), outer wing edges (top and bottom), front landing gear cover and spine. FOUR large "Iron Cross" national insignias and black/white "No Step" markings. "Zapped" with 5 red Scorpions of Tornado equipped 1. Staffel JaboG 38: two on the left side and three on the right (see our book on Norm 81 F-4Fs for exact location and more details).

* With large salmon red triangles

1. VART OPV HEMC
2. VART U LESSE
ZUR KABINE-
DACHABWURF-
GRUPPE ZIEHEN
PULL HANDLE TO
JETTISON CANOPIES

BEWAFFNUNG

1

NOTFALL-
RESCUE



2

C

A

C

37 35

3

F

#11

ADD ON 2



ADD ON 2

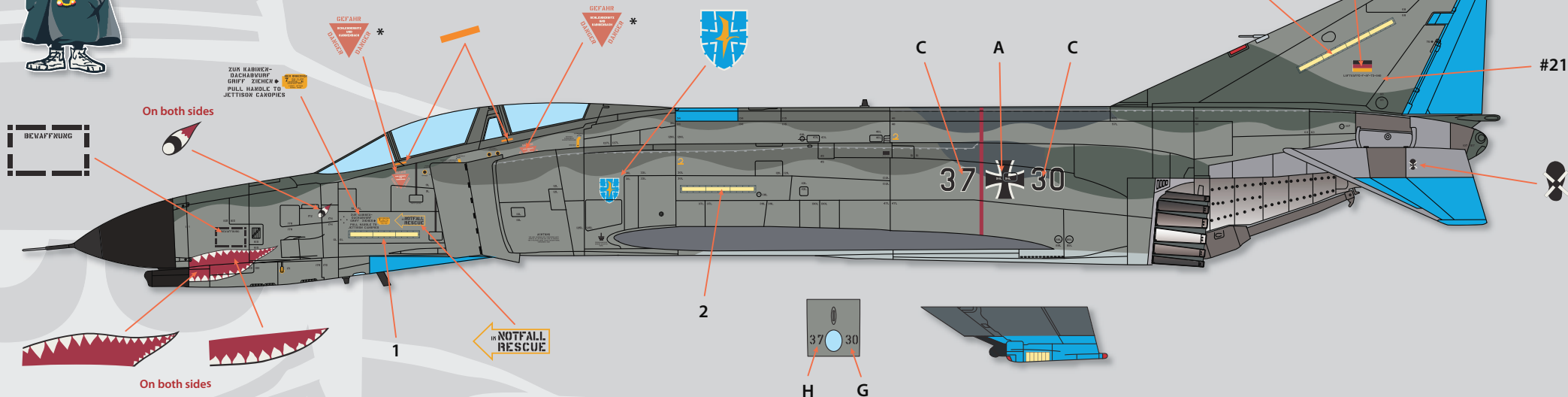


H

G

Relatively worn-out Norm 81B paint scheme (style Variant 6), with hard camouflage demarcation lines, reaching lower on the fuselage sides. Some patches and touch-ups in different grey shades all over the fuselage. ID-paint in RAL 5012 Lichtblau applied to rudder, stabilators (top and bottom), outer wing edges (top and bottom) and spine. Although this was the paint scheme in the 1993/1994 time frame, it cannot be 100% confirmed that the aircraft featured the blue ID-markings in 1995. However, for a few days the aircraft featured a shark mouth and had only FOUR large "Iron Cross" national insignias and black/white "No Step" markings. F

On both sides



Clean Norm 81B paint scheme, with hard camouflage demarcation lines, reaching low on the fuselage sides. Aircraft was "zapped" with Ala 12 unit insignia on the right splitter plate. The Phantom featured FOUR small "Iron Cross" national insignias and black/white "No Step" markings.

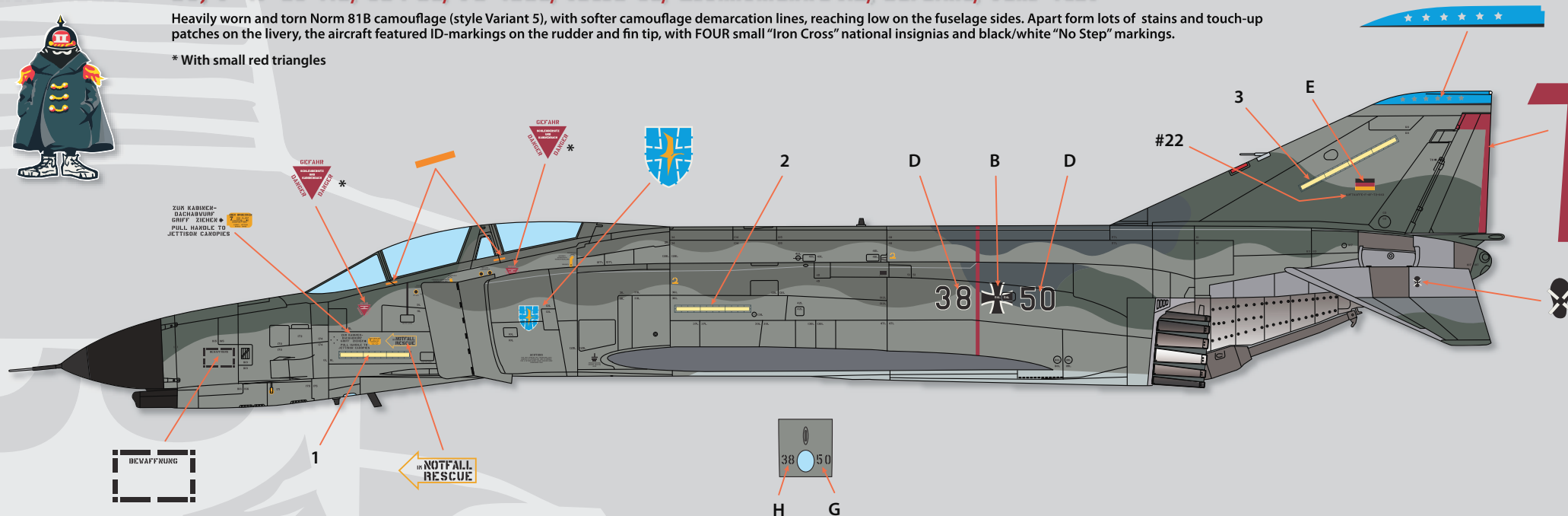
Clean Norm 81B paint scheme, with hard camouflage demarcation lines, reaching low on the fuselage sides. Aircraft was "zapped" with Ala 12 unit insignia on the right splitter plate. The Phantom featured FOUR small "Iron Cross" national insignias and black/white "No Step" markings.

* With large salmon red triangles

23) F-4F-59-MC, 38+50, 72-1260, JaboG 35, Decimomannu AB, Sardinia, June 1987

Heavily worn and torn Norm 81B camouflage (style Variant 5), with softer camouflage demarcation lines, reaching low on the fuselage sides. Apart from lots of stains and touch-up patches on the livery, the aircraft featured ID-markings on the rudder and fin tip, with FOUR small "Iron Cross" national insignias and black/white "No Step" markings.

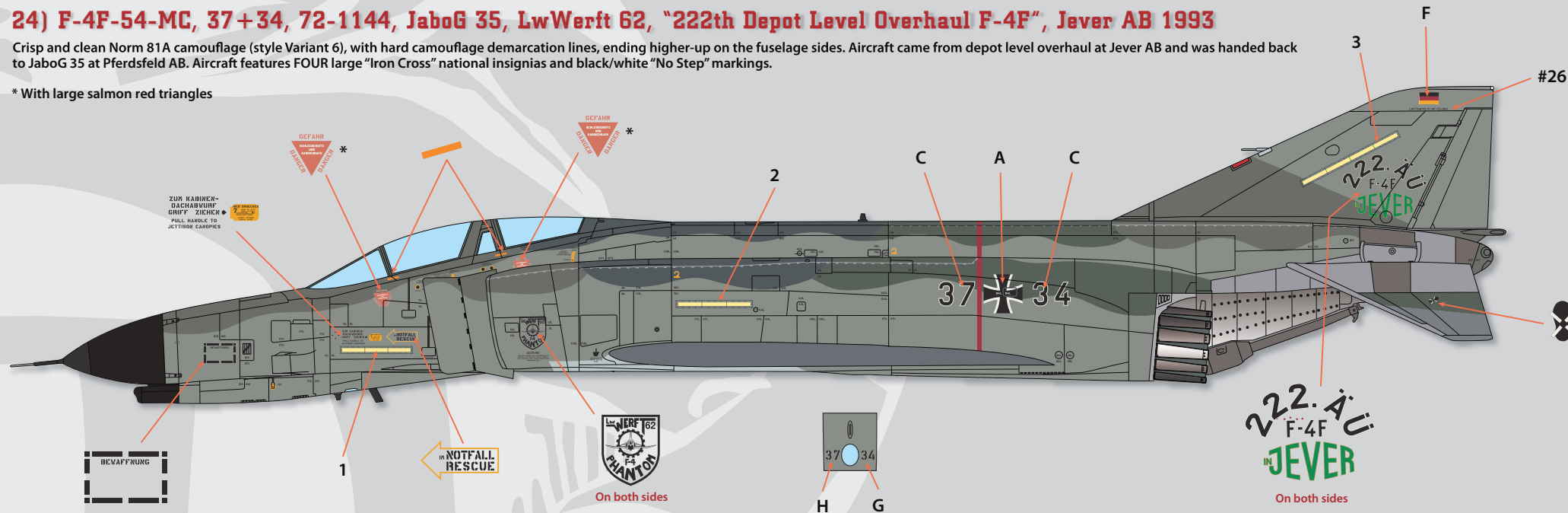
* With small red triangles



24) F-4F-54-MC, 37+34, 72-1144, JaboG 35, LwWerft 62, "222th Depot Level Overhaul F-4F", Jever AB 1993

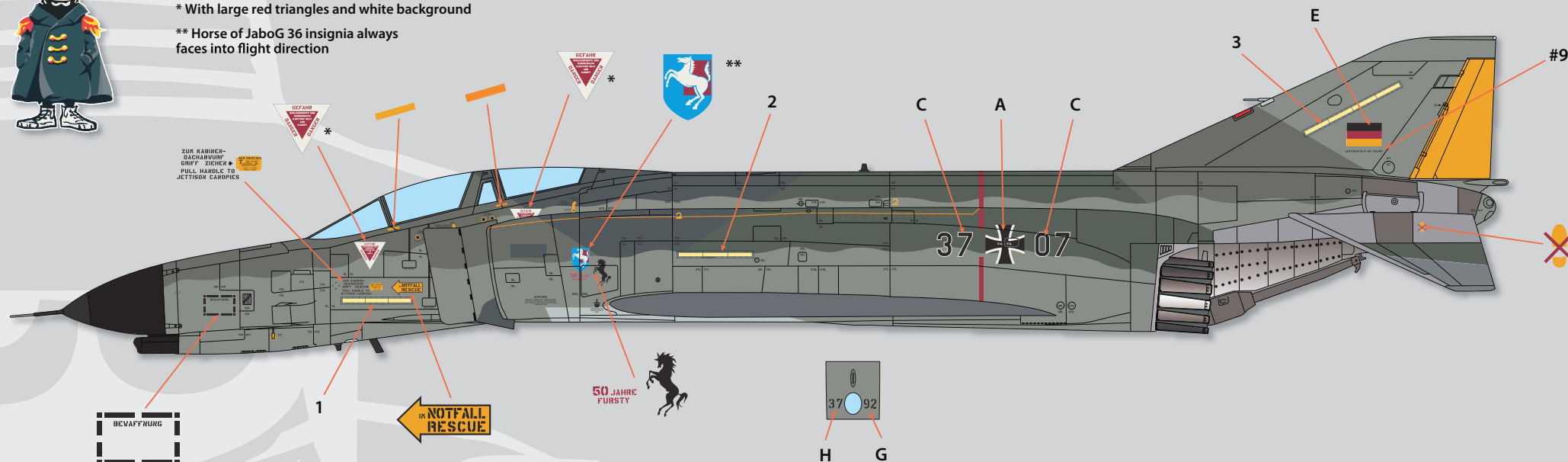
Crisp and clean Norm 81A camouflage (style Variant 6), with hard camouflage demarcation lines, ending higher-up on the fuselage sides. Aircraft came from depot level overhaul at Jever AB and was handed back to JaboG 35 at Pferdsfeld AB. Aircraft features FOUR large "Iron Cross" national insignias and black/white "No Step" markings.

* With large salmon red triangles



Relatively worn-out Norm 81A paint scheme (style Variant 3), with hard camouflage demarcation lines, reaching lower on the fuselage sides. Some patches and touch-ups in different grey shades all over the fuselage. ID-paint in RAL 1003 Signalgelb applied to rudder and "zapped" with AMI 4° Stormo black horse insignia. The Phantoms has SIX large "Iron Cross" national insignias and red/yellow "No Step" markings.

**** Horse of JaboG 36 insignia always faces into flight direction**



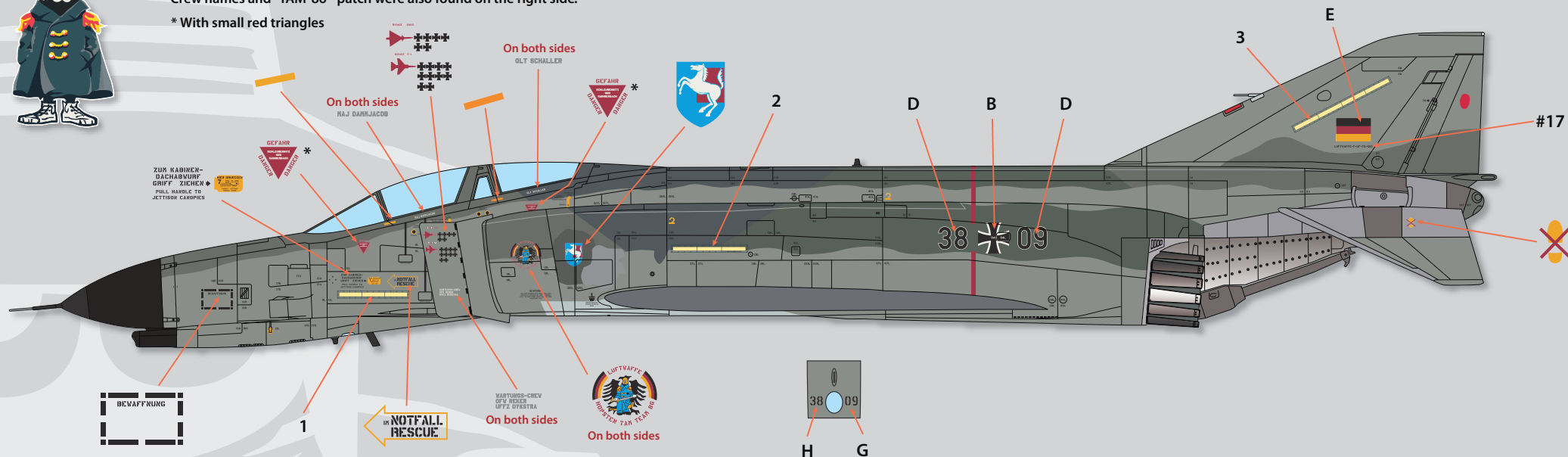
Clean Norm 81A camouflage (style Variant 3), with hard camouflage demarcation lines, reaching lower on the fuselage sides and zapped with "Welcome to Goose Bay" banner. The aircraft has FOUR small "Iron Cross" national insignias and red/yellow "No Step" markings.

[illegible]

27) F-4F-59-MC, 38+09, 72-1219, JaboG 36, "TAM '86", Kleine-Brogel AB, Belgium, June 1986

Heavily worn and torn Norm 81A camouflage (style Variant 3), with hard camouflage demarcation lines, reaching low on the fuselage sides. The aircraft has lots of stains and touch-up patches on its livery. Note the unusable camo-pattern on both sides of the fin, including red dots. The Phantom has FOUR small "Iron Cross" national insignias and red/yellow "No Step" markings. Crew names and "TAM '86" patch were also found on the right side.

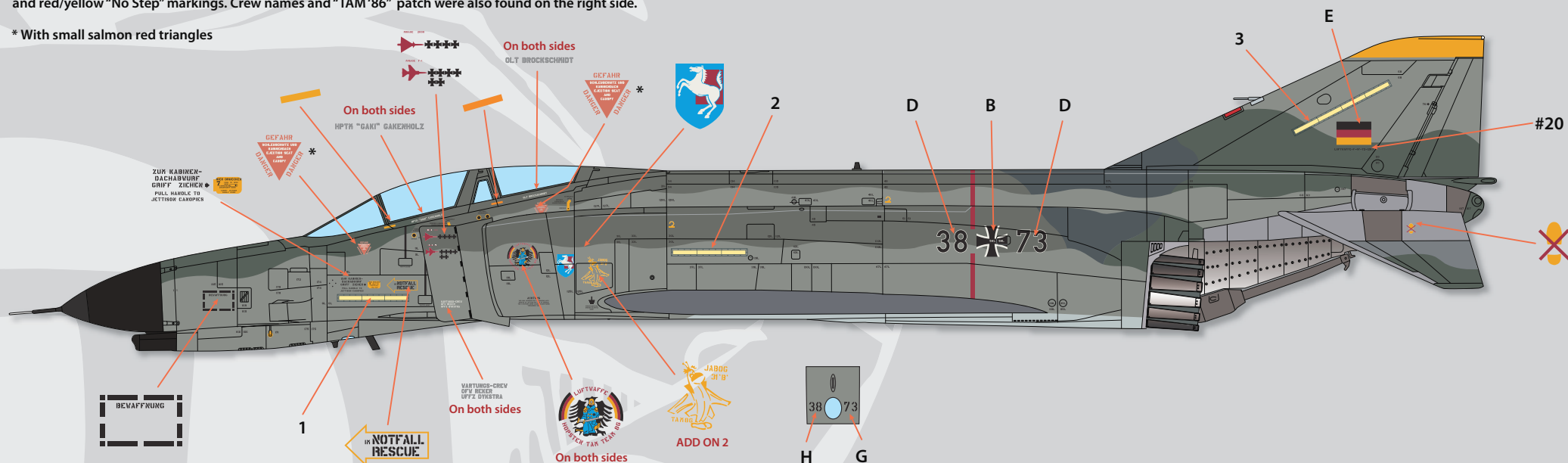
* With small red triangles



28) F-4F-54-MC, 38+73, 72-1283, JaboG 36, "TAM '86", Kleine-Brogel AB, Belgium, June 1986

Clean Norm 81B camouflage (style Variant 5), with hard camouflage demarcation lines, reaching medium-low on the fuselage sides. Note yellow fin cap and FOUR small "Iron Cross" national insignias and red/yellow "No Step" markings. Crew names and "TAM '86" patch were also found on the right side.

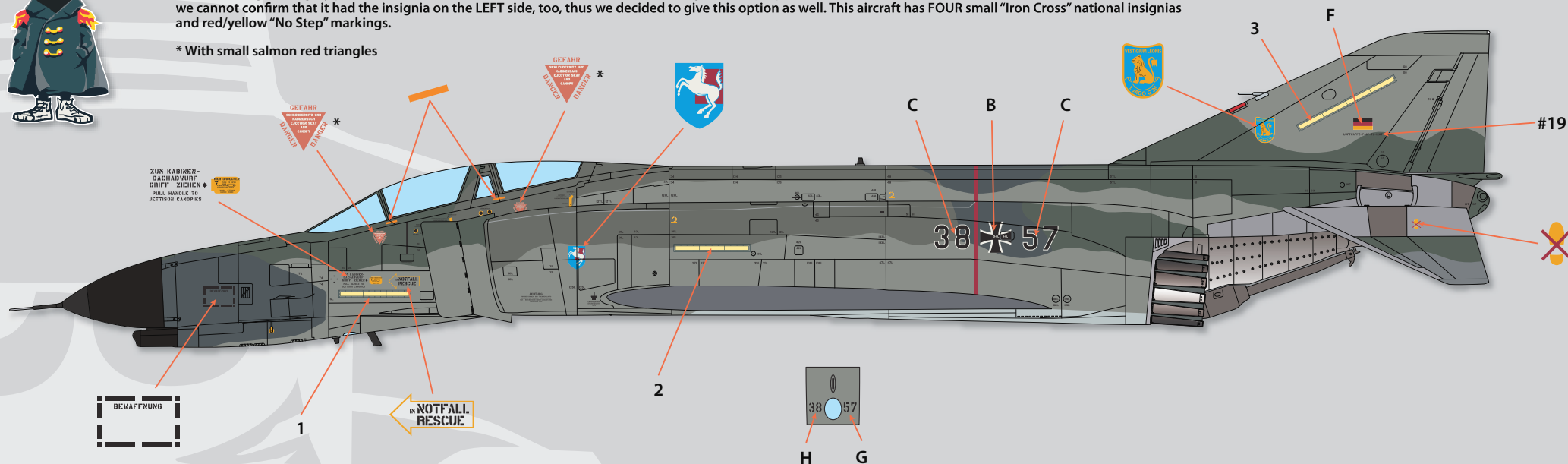
* With small salmon red triangles



29) F-4F-59-MC, 38+57, 72-1267, JaboG 36 "Westfalen", "Vestigium Leonis", Rheine-Hopsten AB, Oktober 1990

Worn-out Norm 81B paint scheme (style Variant 5), with hard camouflage demarcation lines, reaching lower on the fuselage sides. A lot of patches and touch-ups in different grey shades all over the fuselage. This was the sister aircraft to F-4F 38+56 of JG 71 "71" during GAFTIC 1986 and featured a large red shark mouth as well. On both aircraft, the shark mouths were over painted in RAL 7012 Basaltgrau, hence the large dark grey patches on both sides of the nose. This aircraft had a "Vestigium Leonis" patch (1. Staffel JaboG 36) on the RIGHT side of the fin, however, we cannot confirm that it had the insignia on the LEFT side, too, thus we decided to give this option as well. This aircraft has FOUR small "Iron Cross" national insignias and red/yellow "No Step" markings.

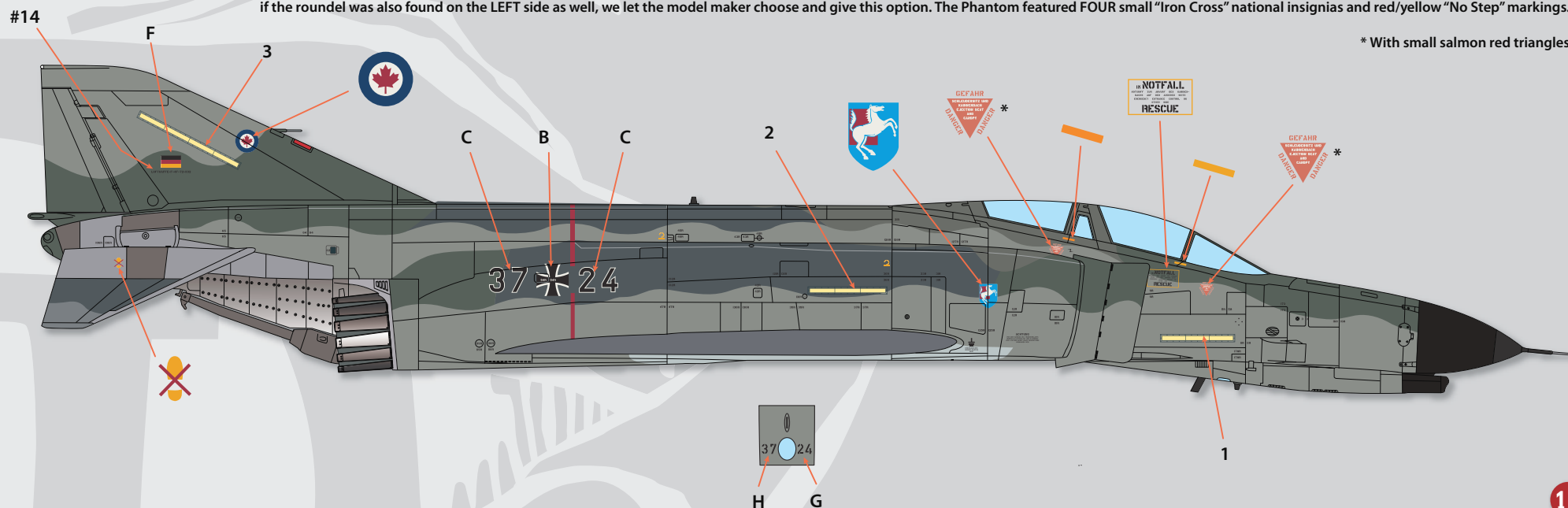
* With small salmon red triangles



30) F-4F-53-MC, 37+24, 72-1134, JG 72 "Westfalen", Rheine-Hopsten AB 1991

Clean Norm 81B paint scheme (style Variant 5), with hard camouflage demarcation lines, reaching low on the fuselage sides. Aircraft was "zapped" with Canadian Air Force roundel on the RIGHT side of the fin. As we could not confirm, if the roundel was also found on the LEFT side as well, we let the model maker choose and give this option. The Phantom featured FOUR small "Iron Cross" national insignias and red/yellow "No Step" markings.

* With small salmon red triangles

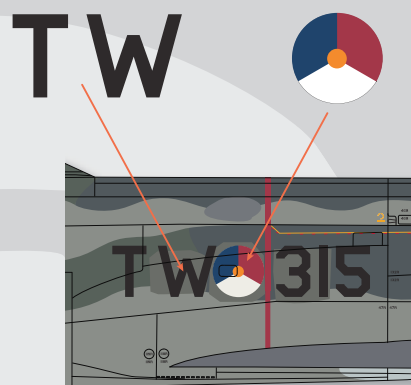
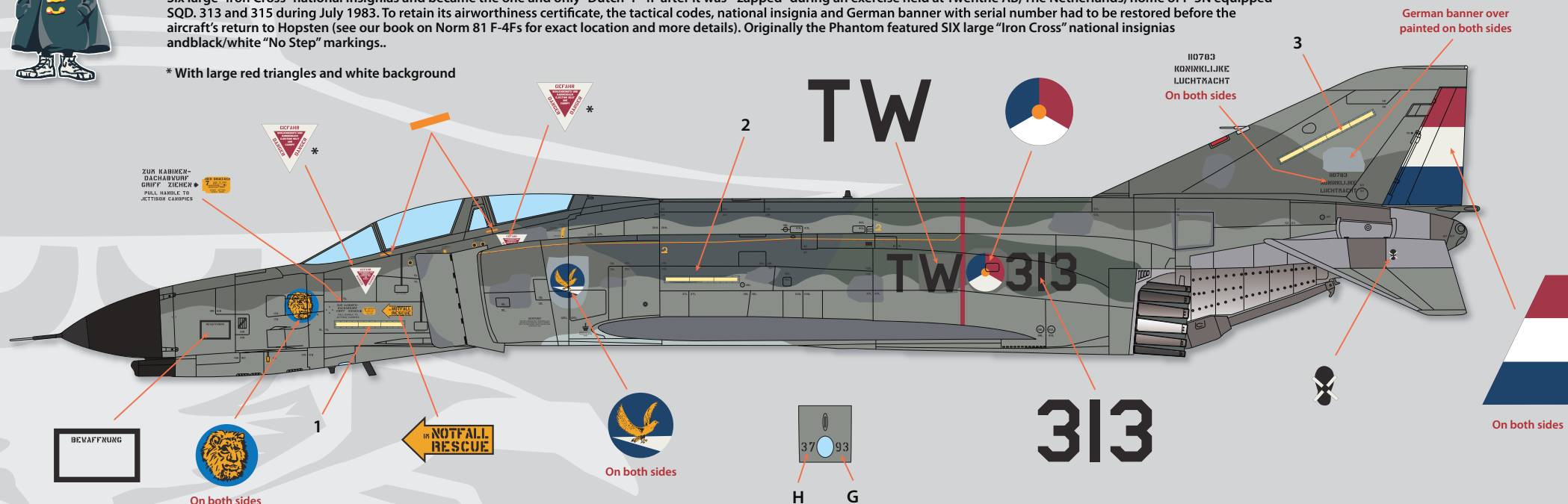




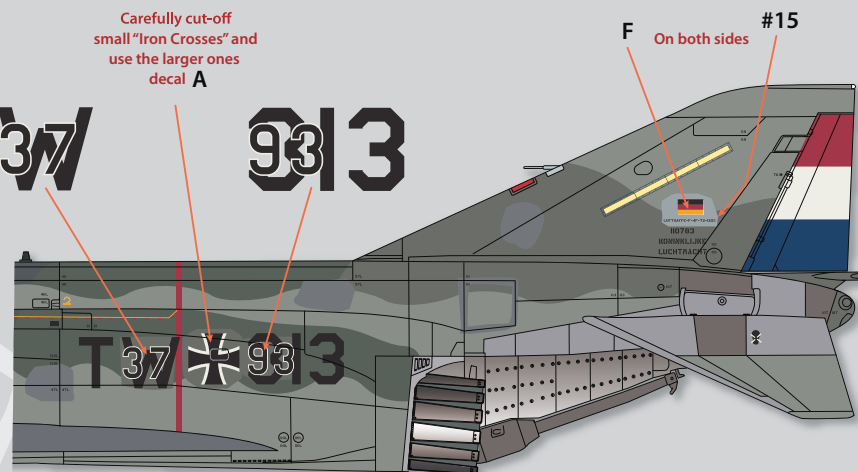
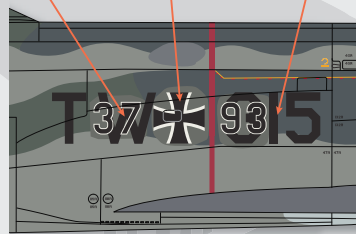
31) F-4F-59-MC, 37+93, 72-1203, JaboG 36, Twenthe AB, July 11, 1983

This aircraft featured a used and worn Norm 81A paint scheme (style Variant 4), with a few patches of several shades of grey on fuselage sides and very soft camouflage demarcation lines. Contrary to the usual straight lines of the Norm 81A, this variant of the livery had wavy demarcation lines on bottom and top surfaces as well as on the fin and seemed to be a hybrid between A and B variants. Six large "Iron Cross" national insignias and became the one and only "Dutch" F-4F after it was "zapped" during an exercise held at Twenthe AB, The Netherlands, home of F-5N equipped SQD. 313 and 315 during July 1983. To retain its airworthiness certificate, the tactical codes, national insignia and German banner with serial number had to be restored before the aircraft's return to Hopsten (see our book on Norm 81 F-4Fs for exact location and more details). Originally the Phantom featured SIX large "Iron Cross" national insignias and black/white "No Step" markings..

* With large red triangles and white background



Right

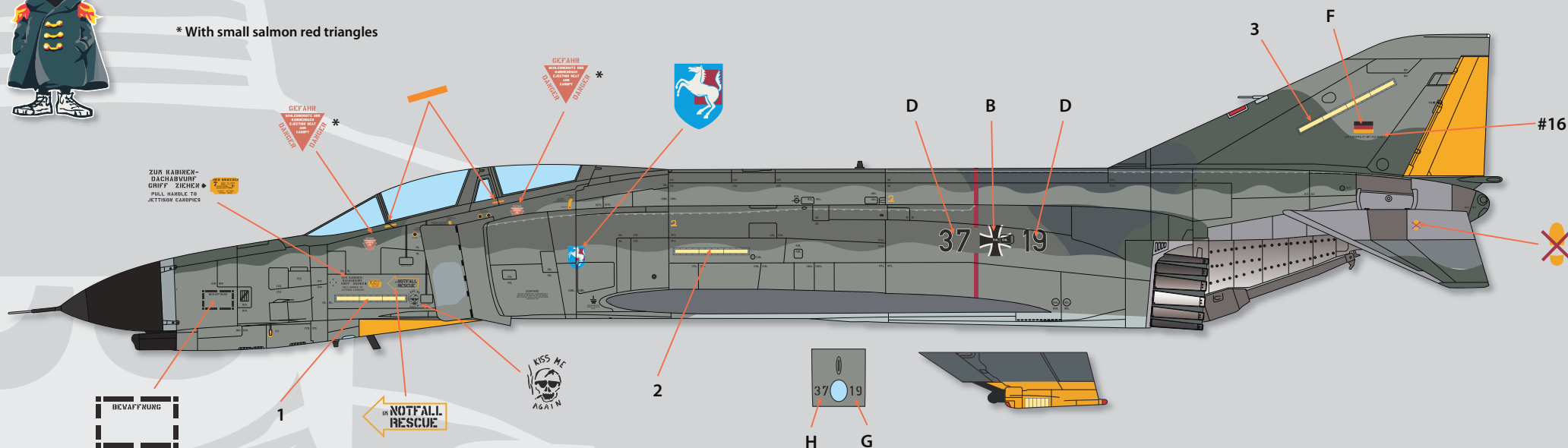


Changes to the markings made a few days into the squadron exchange for the return to Hopsten.

32) F-4F-53-MC, 37+19, 72-1129, JG 72 "Westfalen", Rheine-Hopsten, April 1995

Relatively worn-out Norm 81B paint scheme (style Variant 3), with hard camouflage demarcation lines, reaching lower on the fuselage sides. Some patches and touch-ups in different grey shades all over the fuselage. Note: freshly painted radome frame in light aircraft grey. ID-paint in RAL 1003 Signalgelb applied to rudder, outer wing edges (top and bottom) and spine. The Phantom has FOUR small "Iron Cross" national insignias and red/yellow "No Step" markings.

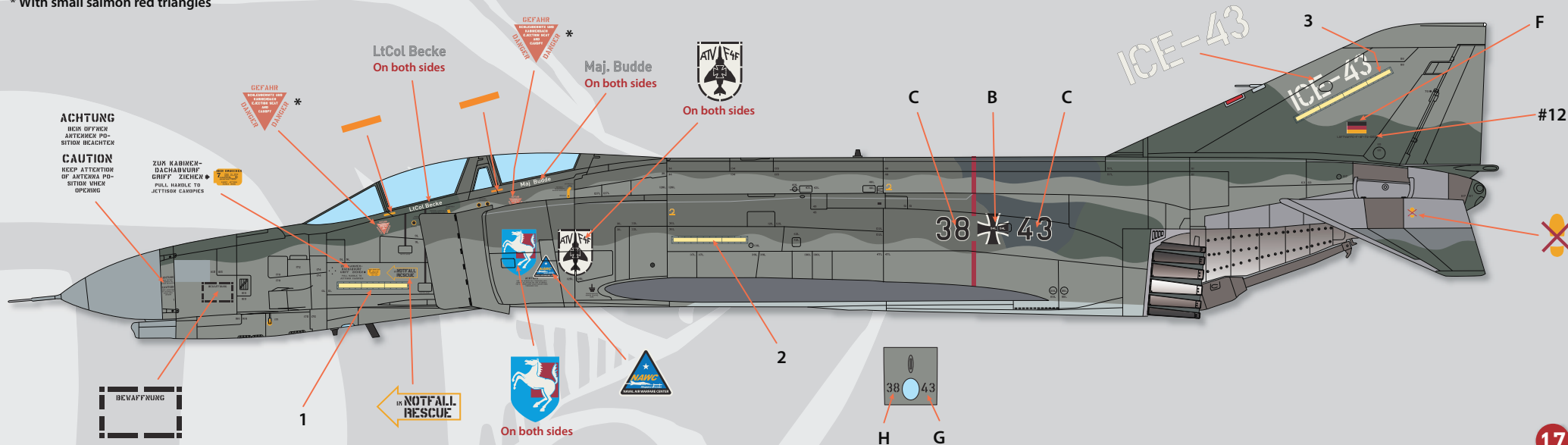
* With small salmon red triangles



33) F-4F-54-MC, 38+43, 72-1253, JG 72 "Westfalen", "ICE & ARMAAM" Testing, NAS Point Mugu, USA, October 1992

Relatively clean Norm 81B camouflage (style Variant 5), with hard camouflage demarcation lines, reaching lower on the fuselage sides. As ICE (Improved Combat Efficiency) test aircraft, it had the new AN/APG-65 puls-doppler radar and a new radome installed, the latter plus the gun muzzle were painted-over in light aircraft grey. Crew names, "ICE-43" lettering and unit insignias were applied to both sides. FOUR small "Iron Cross" national insignias and red/yellow "No Step" markings.

* With small salmon red triangles

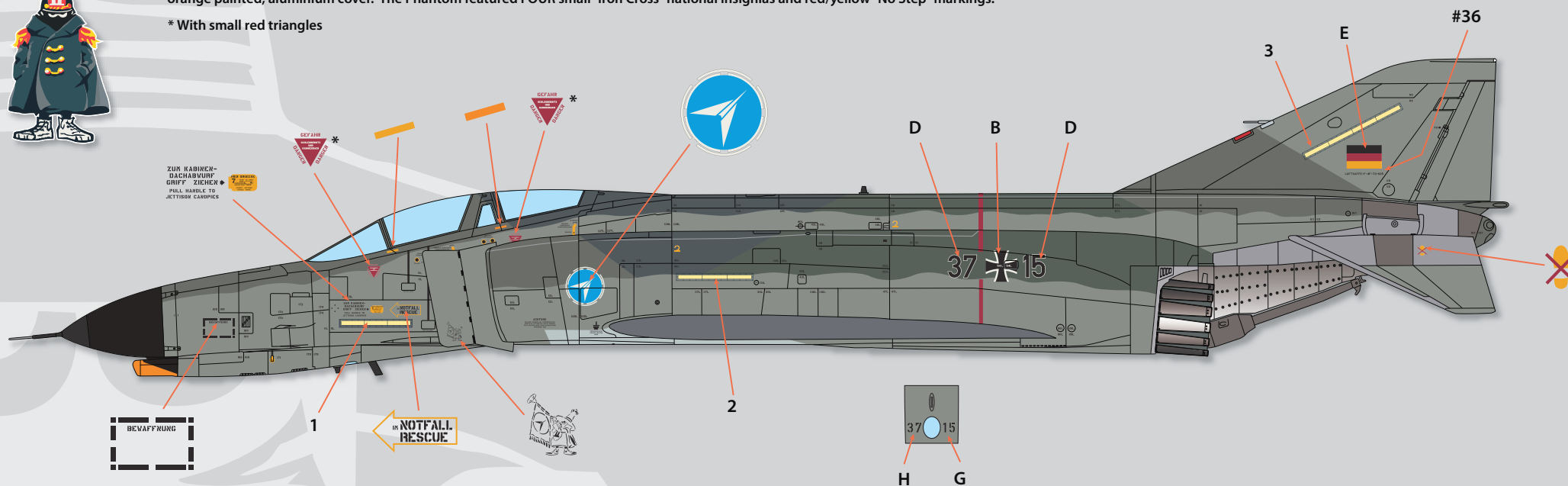


HoPD 48002

34) F-4F-53-MC, 37+15, 72-1125, WTD 61, Manching AB Open House, 15. Juli 1987

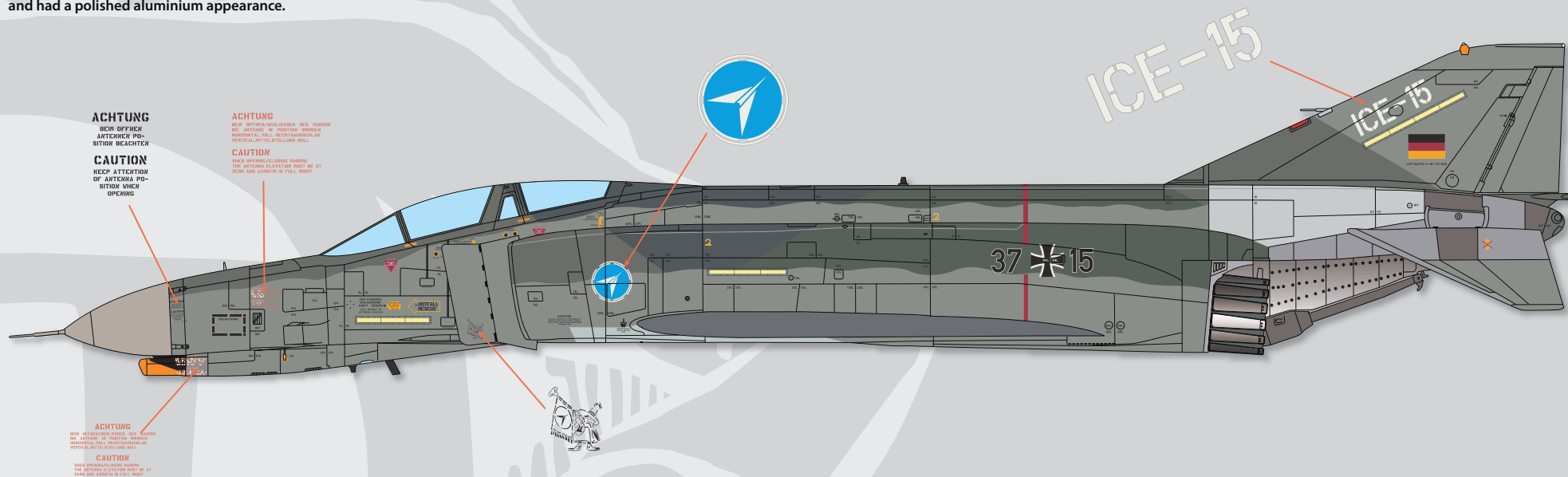
Clean Norm 81B camouflage (style Variant 3), with hard camouflage demarcation lines, reaching low on the fuselage sides. The gun was removed and the gun muzzle faired over with an orange painted, aluminium cover. The Phantom featured FOUR small "Iron Cross" national insignias and red/yellow "No Step" markings.

* With small red triangles

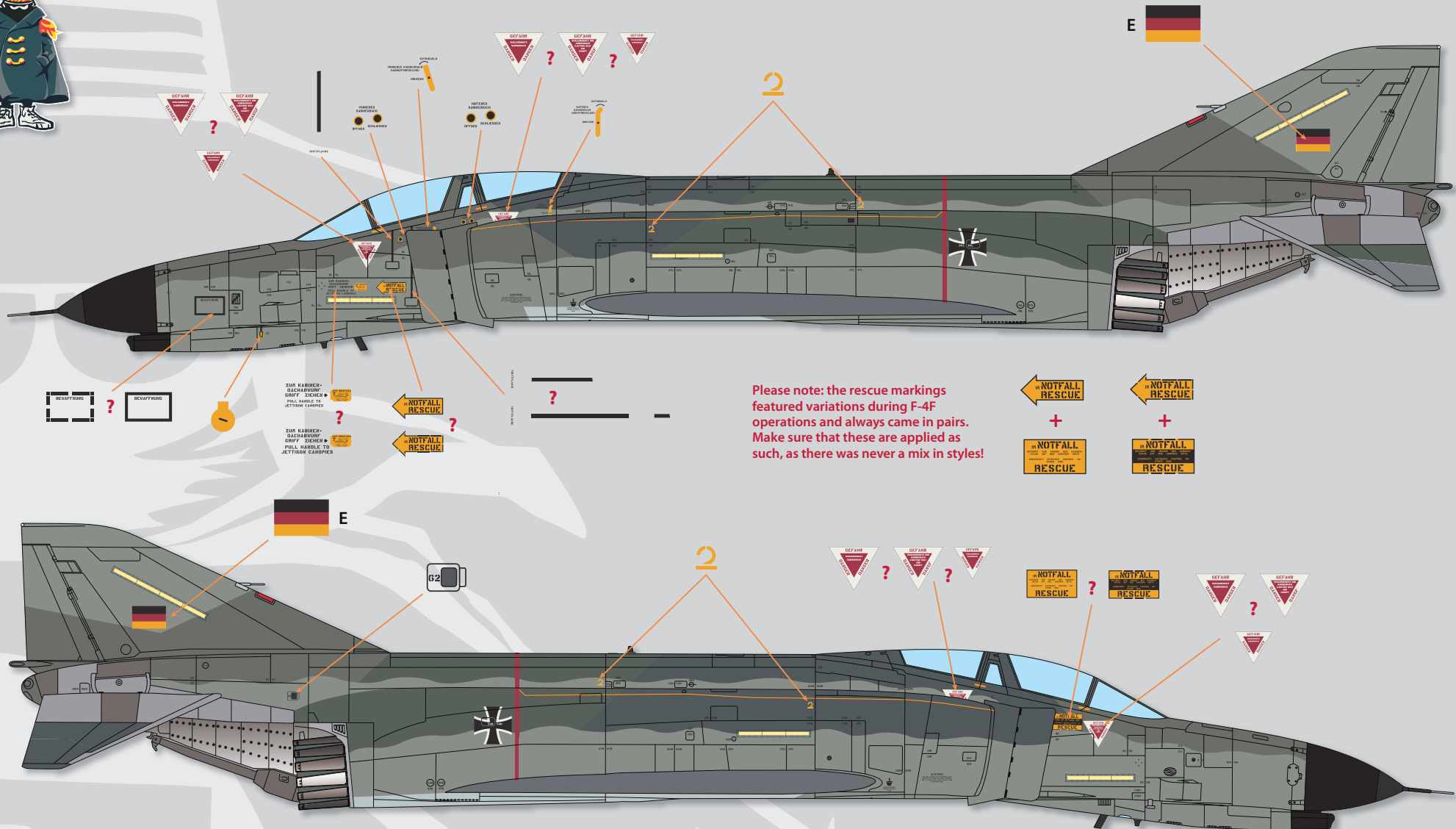


35) F-4F-53-MC, 37+15, 72-1125, WTD 61, "ICE & ARMAAM" Testing, NAS Point Mugu, USA, October 1992

The same aircraft five years later, seen at Point Mugu for "ICE & ARMAAM" testing. The aircraft had been re-equipped with the AN/APG-65 puls-doppler radar and new radome, the colour of the latter is held in a reddish resin yellow. In addition the Phantom features an second AOA-sensor on the top of the nose, as well as a new position light on the fin cap. On the rear of the fuselage the skin was completely renewed on both sides



The early style markings options were identical on Norm 81A and on Norm 81B camouflages. Variations came in form of ejection seat triangles, rescue markings as well as "No Step" signs and walkways. Usually the aircraft featured SIX large "Iron Cross" German national insignia (check your reference carefully).



Please note: the rescue markings featured variations during F-4F operations and always came in pairs. Make sure that these are applied as such, as there was never a mix in styles!



RAL 7009
Grüngrau

RAL 7012
Basaltgrau

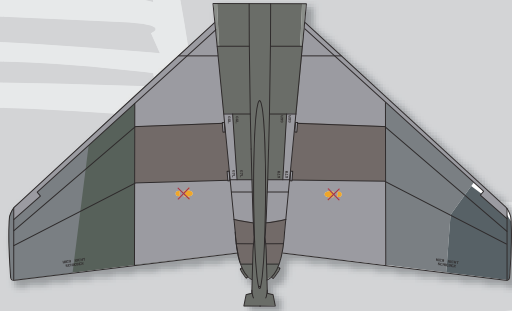
RAL 7030
Steingrau

RAL 7037
Staubgrau


RAL 7039
Quarzgrau

? Check your reference, which variant of the stencils to use. Usually the style found on one side of the fuselage sides was also applied to the other.

NORM 81A Standard Camouflage and "EARLY" Stencil/Markings Option – Top



With the introduction of the Norm 81 camouflage, F-4F stabilators were painted in single colour RAL 7030 on the left and RAL 7012 on the right side. This was later changed to a variegated paint scheme, consisting of RAL 7012, RAL 7009 and RAL 7037.



RAL 7009
Grüngrau

**RAL 7012
Basaltgrau**

RAL 7030
Steingrau

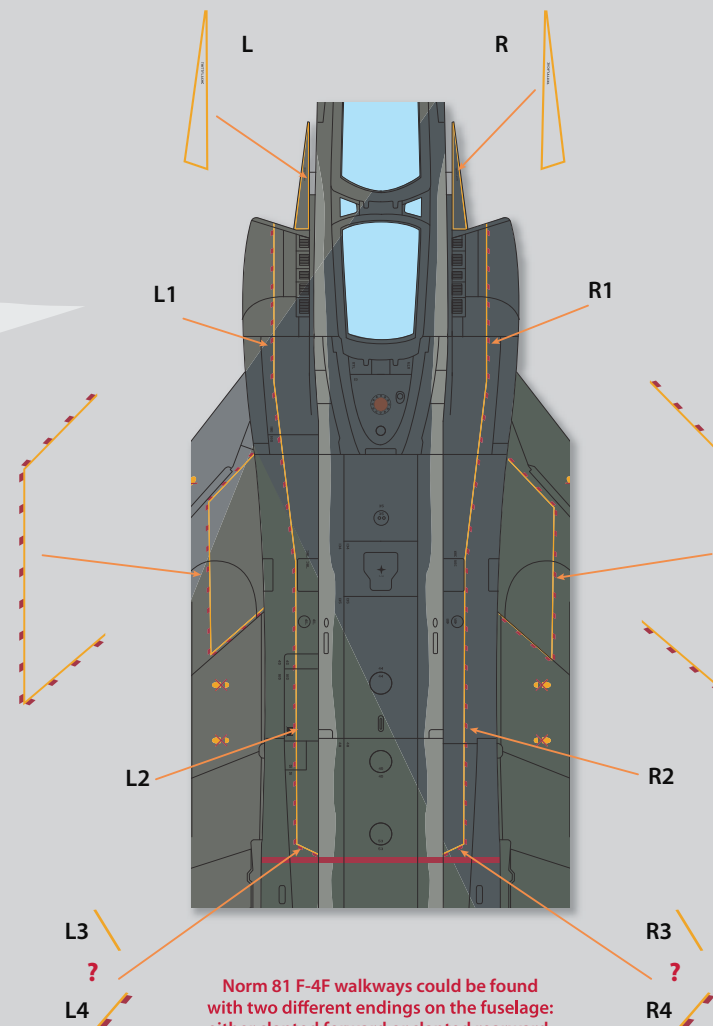
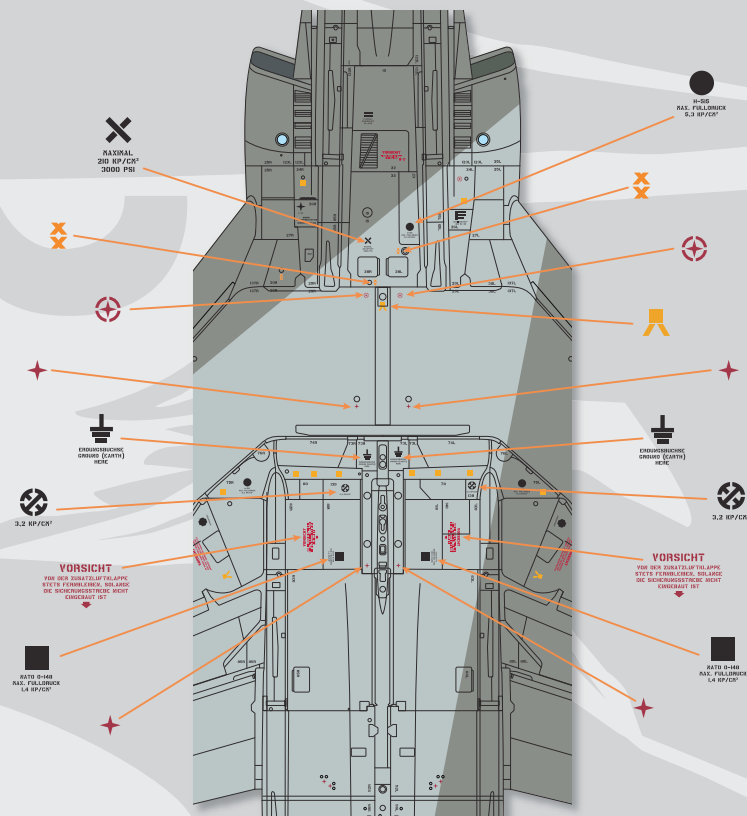
**RAL 7037
Staubgrau**

RAL 7039
Quarzgrau

**** Note: Some aircraft had the black stripe painted on the flap, some had not!**

[illegible]

HoPD 48002 NORM 81A Standard Camouflage and "EARLY" Stencil/Markings Option – Bottom cont. and Walkways



Norm 81 F-4F walkways could be found with two different endings on the fuselage: either slanted forward or slanted rearward.

Please check your reference and our instructions carefully, for which option to use.



**RAL 7030
Steingrau**



**RAL 7035
Lichtgrau**



**RAL 7009
Grüngrau**



**RAL 7012
Basaltgrau**



**RAL 7030
Steingrau**

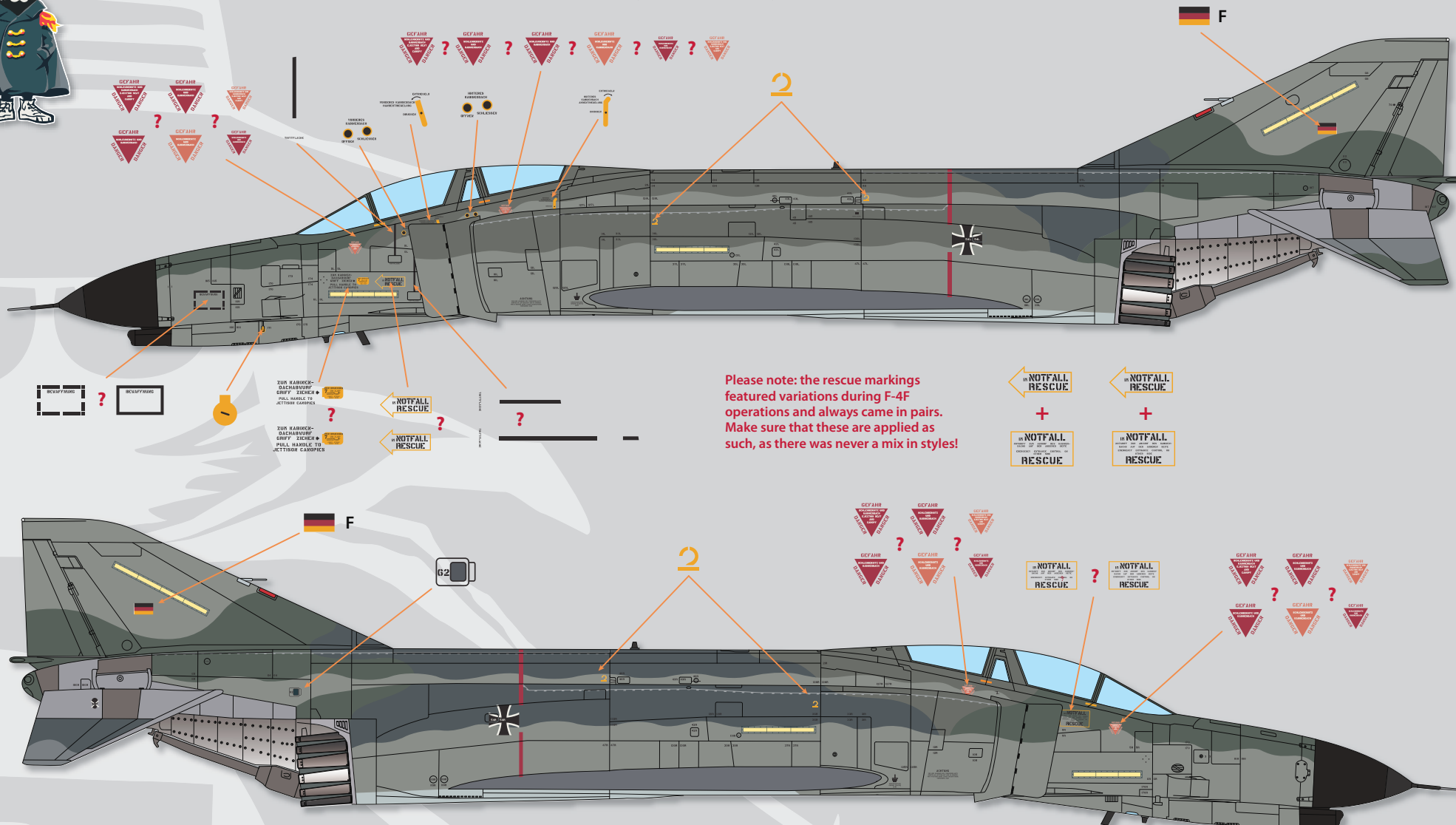


**RAL 7037
Staubgrau**



**RAL 7039
Quarzgrau**

The late style markings options were identical on Norm 81A and on Norm 81B camouflages. Variations came in form of ejection seat triangles, rescue markings as well as "No Step" signs and walkways. In many cases, fire red warning signs were changed to salmon red and yellow stencils to black. Usually the aircraft featured FOUR small "Iron Cross" German national insignia (check your reference carefully).



Please note: the rescue markings featured variations during F-4F operations and always came in pairs. Make sure that these are applied as such, as there was never a mix in styles!



RAL 7009
Grüngrau

RAL 7012
Basaltgrau

RAL 7030
Steingrau

RAL 7037
Staubgrau

RAL 7039
Quarzgrau

? Check your reference, which variant of the stencils to use. Usually the style found on one side of the fuselage sides was also applied to the other.



?



2

S2

2

S2

S1

HIER NICHT
SCHIEBEN

salmon
red

HIER NICHT
SCHIEßEN

HIER NICHT
SCHIEßEN

?

HIER NICHT
SCHIEßEN

HIER NICHT
SCHIEBEN

salmon
red

HIER NICHT
SCHIEßEN

Use decals from ADD ON 1

**Wing fence insides,
facing towards aircrew!**

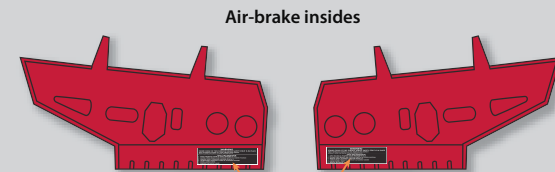

/ ?**

HIER NICHT
SCHIEßEN

HIER NICHT
SCHREIBEN

?**

**** Note: Some aircraft had the black stripe painted on the flap, some had not!**



Air-brake insides



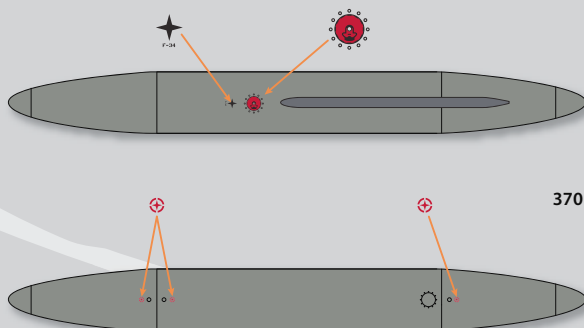
RAL 7030
Steingrau

RAL 7035
Lichtgrau

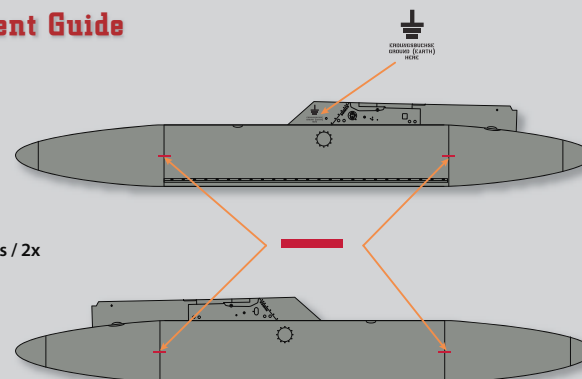


26

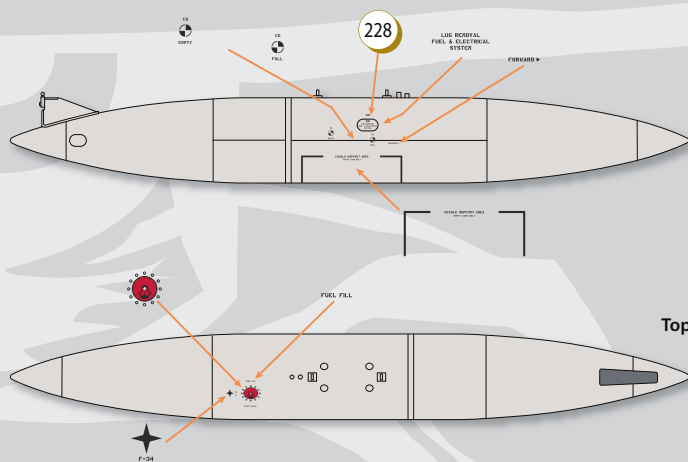
HoPD 48002 NORM 81A/B Auxiliary Fuel Tanks Markings & Stencil Placement Guide



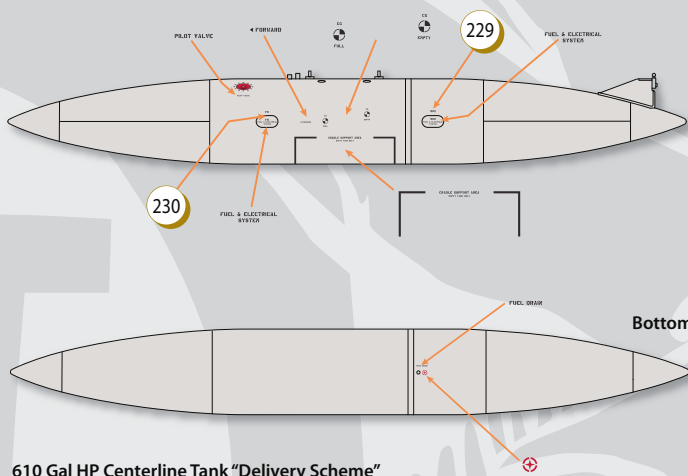
370 Gal Wing Tanks / 2x



RAL 7030
Steingrau



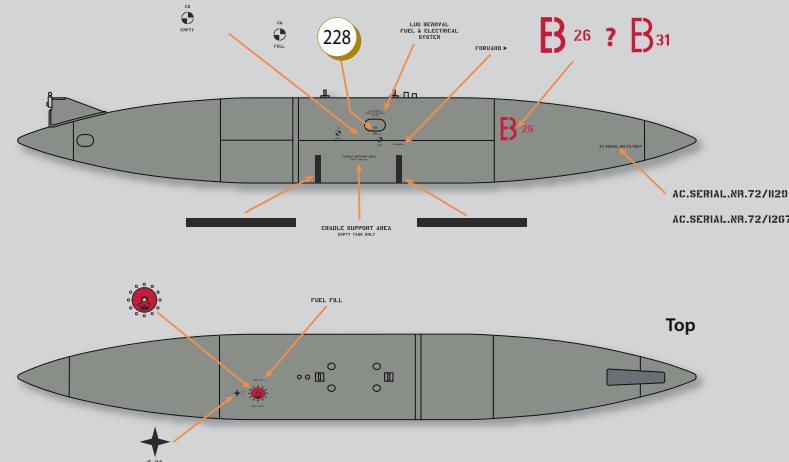
Top



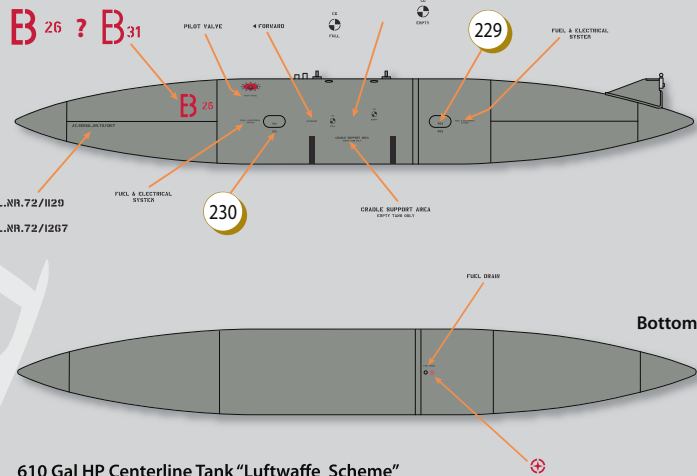
Bottom

610 Gal HP Centerline Tank "Delivery Scheme"

FS 36622
Camouflage
Grey



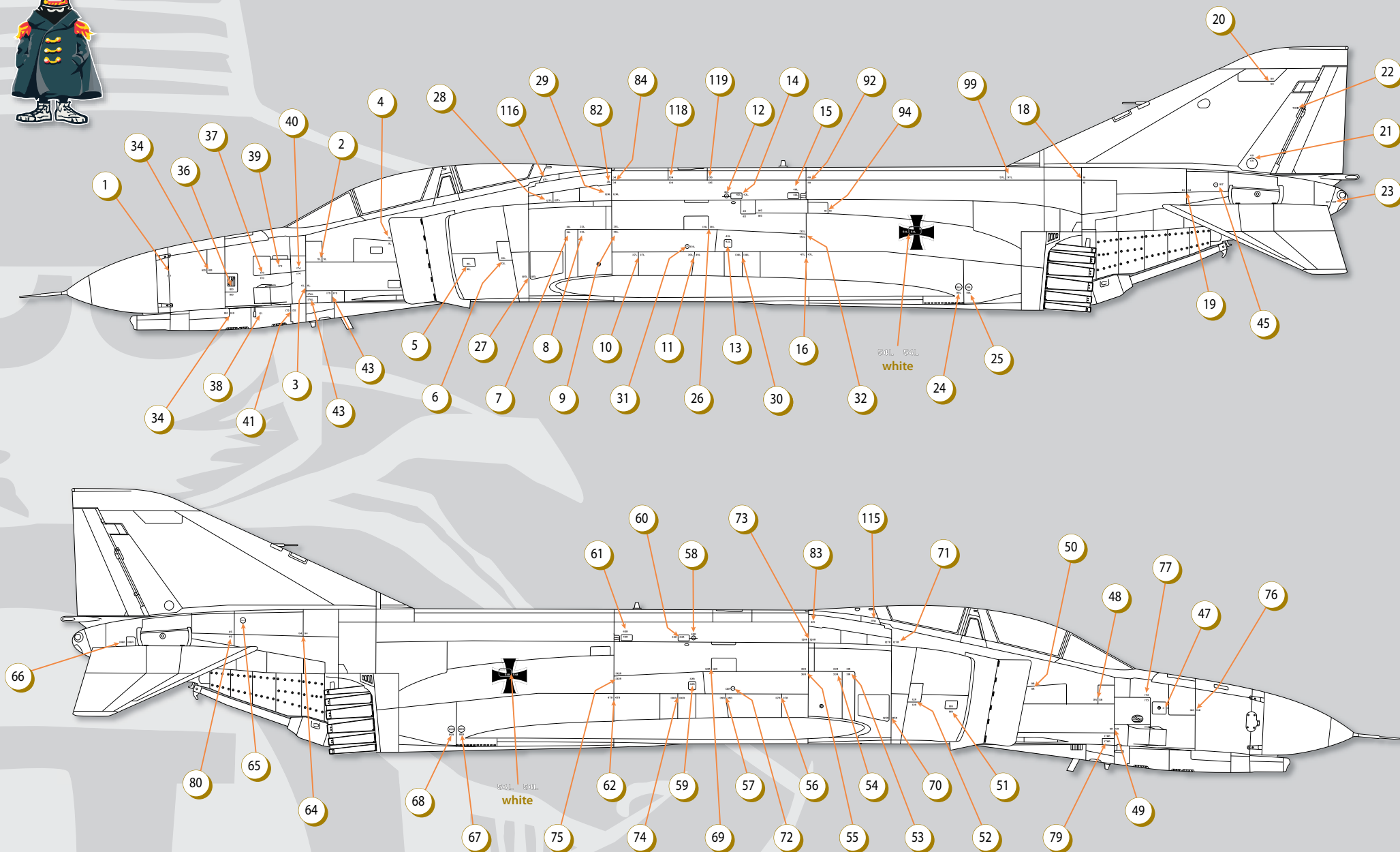
Top



Bottom

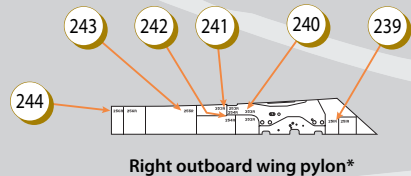
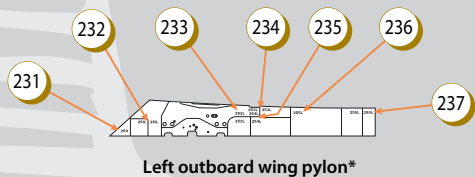
610 Gal HP Centerline Tank "Luftwaffe Scheme"

RAL 7030
Steingrau

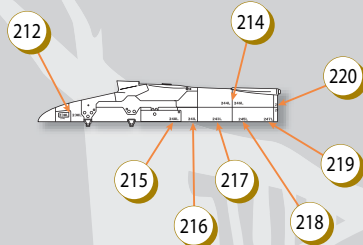
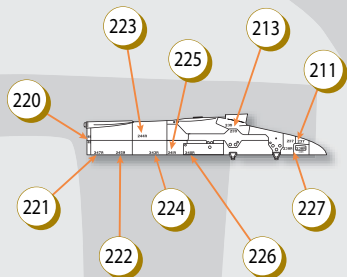
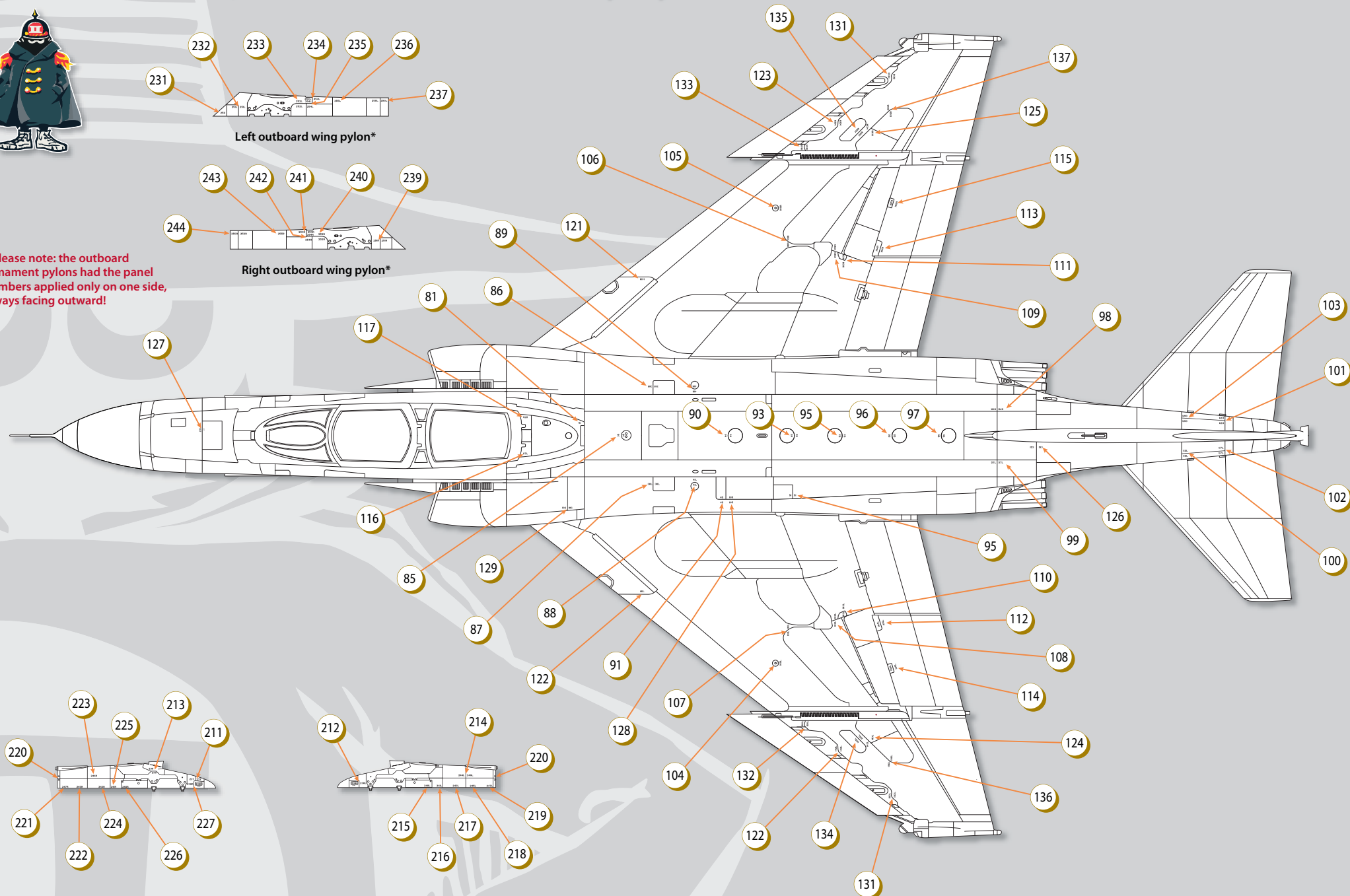


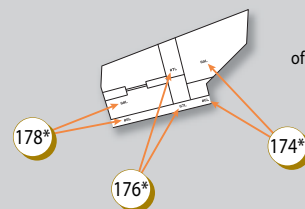
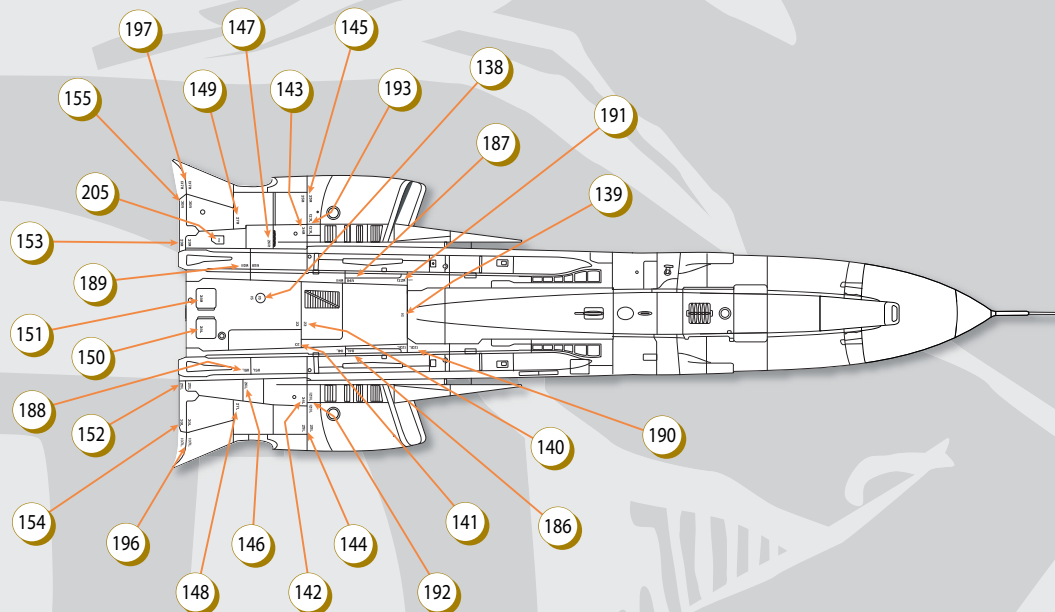
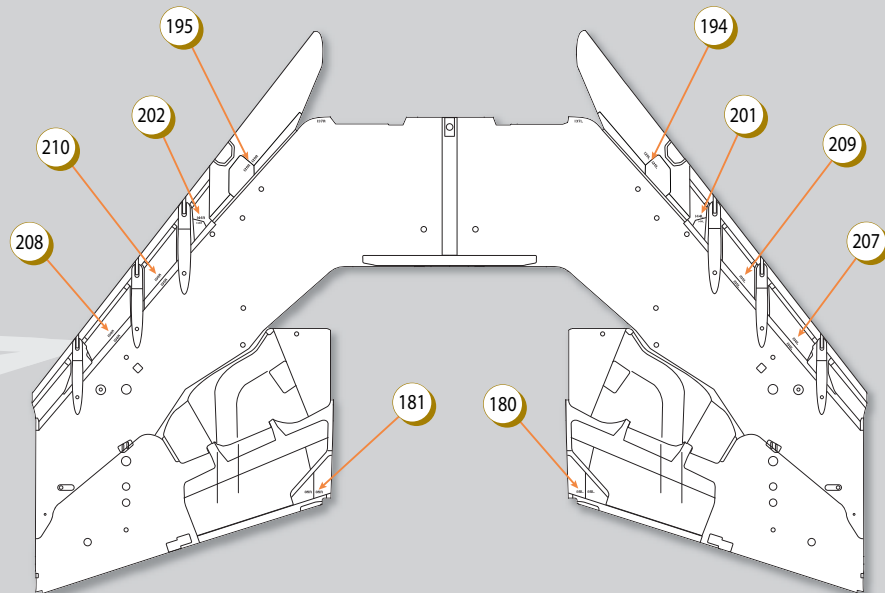
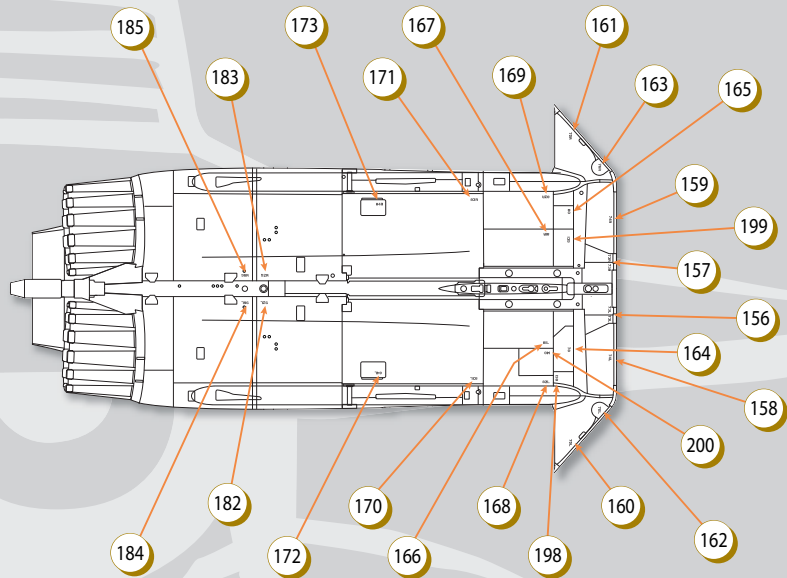
The following decal numbers are not used
on Luftwaffe F-4F aircraft: #17, #42,
#46, #63, #78, #203 and #204!

HoPD 48002 NORM 81A/B Panel Number Placement Guide – Top & Pylons

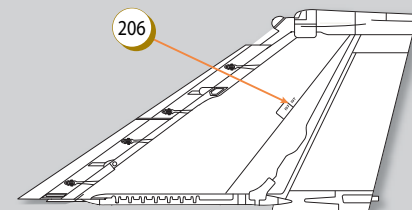
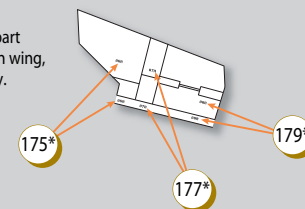


* Please note: the outboard armament pylons had the panel numbers applied only on one side, always facing outward!





Air brake bays
* Cut decals apart, place one part of panel number outside of bay on wing, the other part inside the bay.





Available Luftwaffe F-4F Serial Numbers / Tail Codes

#1	72-1250	38+40
#2	72-1131	37+22
#3	72-1152	37+42
#4	72-1190	37+80
#5	72-1217	38+07
#6	72-1237	38+27
#7	72-1157	37+47
#8	72-1161	37+51
#9	72-1117	37+07
#10	72-1143	37+33
#11	72-1145	37+35
#12	72-1258	38+48
#13	72-1165	37+55
#14	72-1134	37+24
#15	72-1203	37+93
#16	72-1129	37+19
#17	72-1219	38+09
#18	72-1175	37+65
#19	72-1267	38+57
#20	72-1283	38+73

#21	72-1140	37+30
#22	72-1260	38+50
#23	72-1165	37+55
#24	72-1132	37+22
#25	72-1236	38+26
#26	72-1144	37+34
#27	72-1136	37+26
#28	72-1176	37+66
#29	72-1239	38+29
#30	72-1204	37+94
#31	72-1168	37+58
#32	72-1160	37+50
#33	72-1159	37+49
#34	72-1202	37+92
#35	72-1193	37+83
#36	72-1125	37+15
#37	72-1170	37+60
#38	72-1192	37+92
#19	72-1234	38+24
#40	72-1238	38+28

#41	72-1146	37+36
#42	72-1266	38+56
#43	72-1258	38+48
#44	72-1214	38+04
#45	72-1284	38+74
#46	72-1170	37+60
#47	72-1121	37+11

Here is a list of serial numbers that are available on this decal sheet. Please note that not all serial numbers will be used!

Happy model making!



A special thanks goes to Jürgen Busse, Florian Morasch, Benjamin Franzke, Daniel Kehl and Martin Bach for their help in the research of this decal. Thank you all so much for your support, to make this decal come to fruition!