

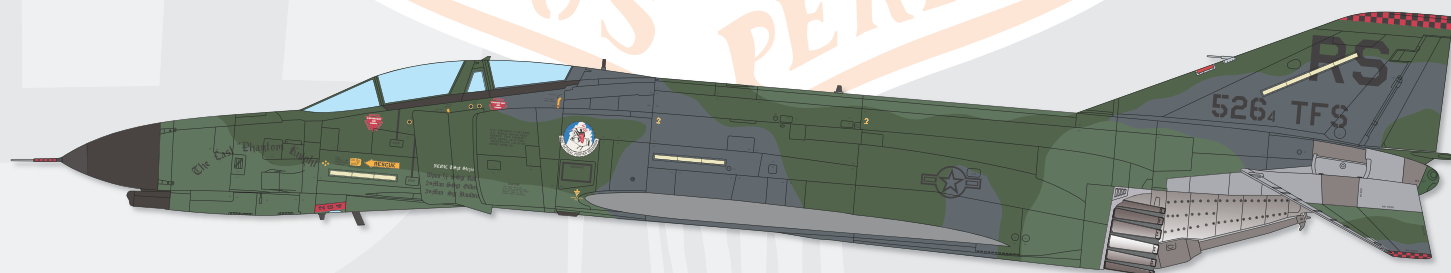
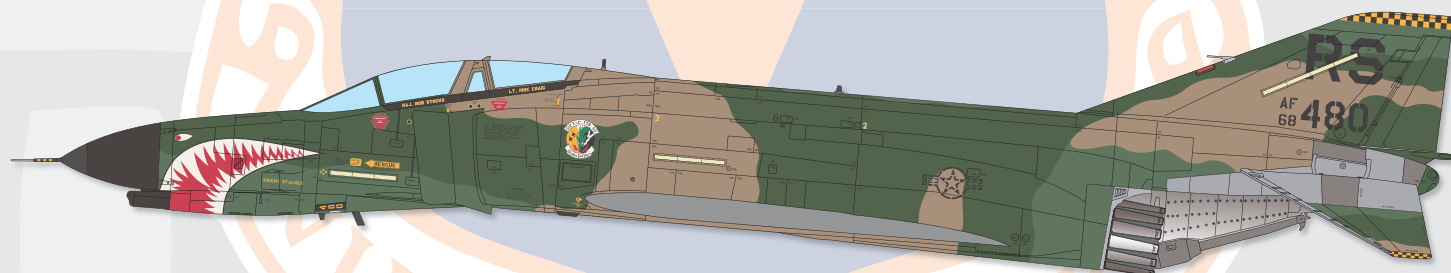
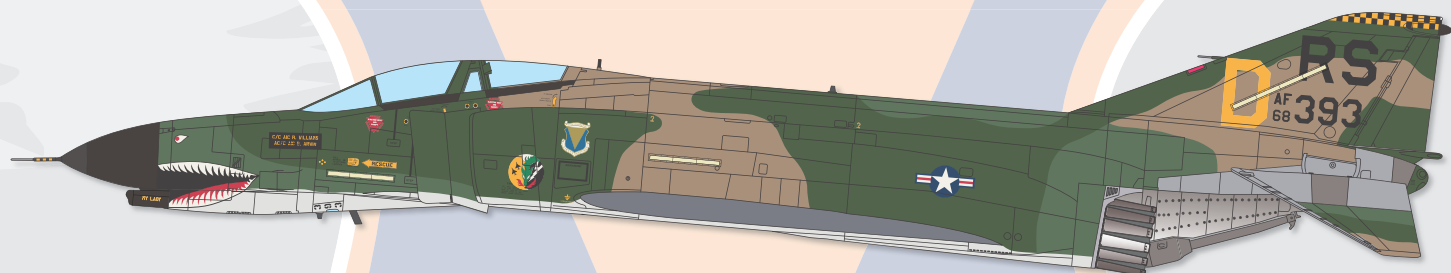
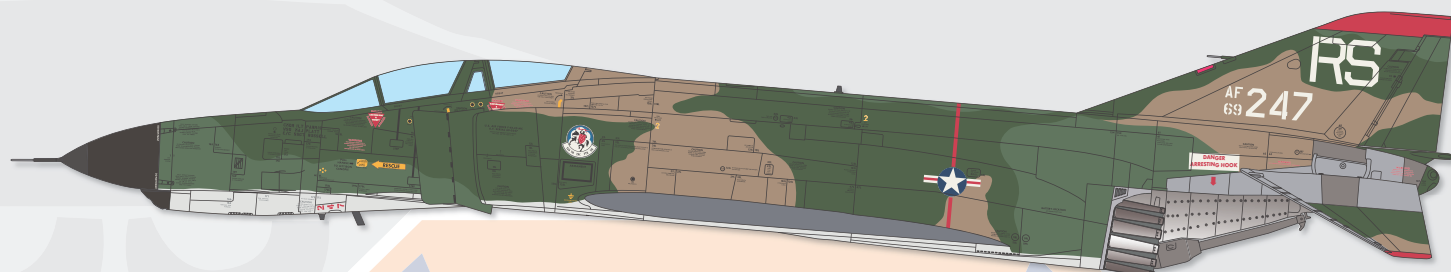
HoPD 48003

1/48  
Scale



# USAFE PHANTOMS PART 1

RAMSTEIN BASED F-4E OF THE 86<sup>TH</sup> TFW AND 26<sup>TH</sup> TRW



Over 15 different marking options,  
with stencils for two aircraft!  
Designed for Zoukei-Mura kits!

House of Phantoms, Wetterkreuz 13, 91058 Erlangen  
Germany – [www.houseofphantoms.com](http://www.houseofphantoms.com)

Printed in Italy by




All rights reserved!  
© 2022 House of Phantoms

HoPD 48003



1) F-4E-42-MC, 69-0247, 26<sup>th</sup> TRW/526<sup>th</sup> TFS "Black Knights", Ramstein AB, Germany, October 1971



FS 34102

FS 34079

FS 30219

FS 36622


FS 11136

Please note: we do not provide full factory stencils for early, non-slatted, Ramstein F-4Es. These are provided by Zukei-Mura in their SWS010 Early F-4E Phantom II kit. If you want to really go into detail, check out the website of our friends from FünDecals. They offer an amazing decal set for early USAF Phantoms (F-4C/D/E and RF-4E): <https://fundekals.net/product/fd48038-f-4-factory-stencils>.

HoPD 48003



2) F-4E-42-MC, 69-0250, 26<sup>th</sup> TRW/526<sup>th</sup> TFS "Black Knights", Ramstein AB, Germany, March 1972




FS 34102



FS 34079



FS 30219



FS 36622



FS 11136

Please note: we do not provide full factory stencils for early, non-slatted, Ramstein F-4Es. These are provided by Zukei-Mura in their SWS010 Early F-4E Phantom II kit. If you want to really go into detail, check out the website of our friends from FunDecals. They offer an amazing decal set for early USAF Phantoms (F-4C/D/E and RF-4E): <https://fundekals.net/product/fd48038-f-4-factory-stencils>.



RS



FS 11136

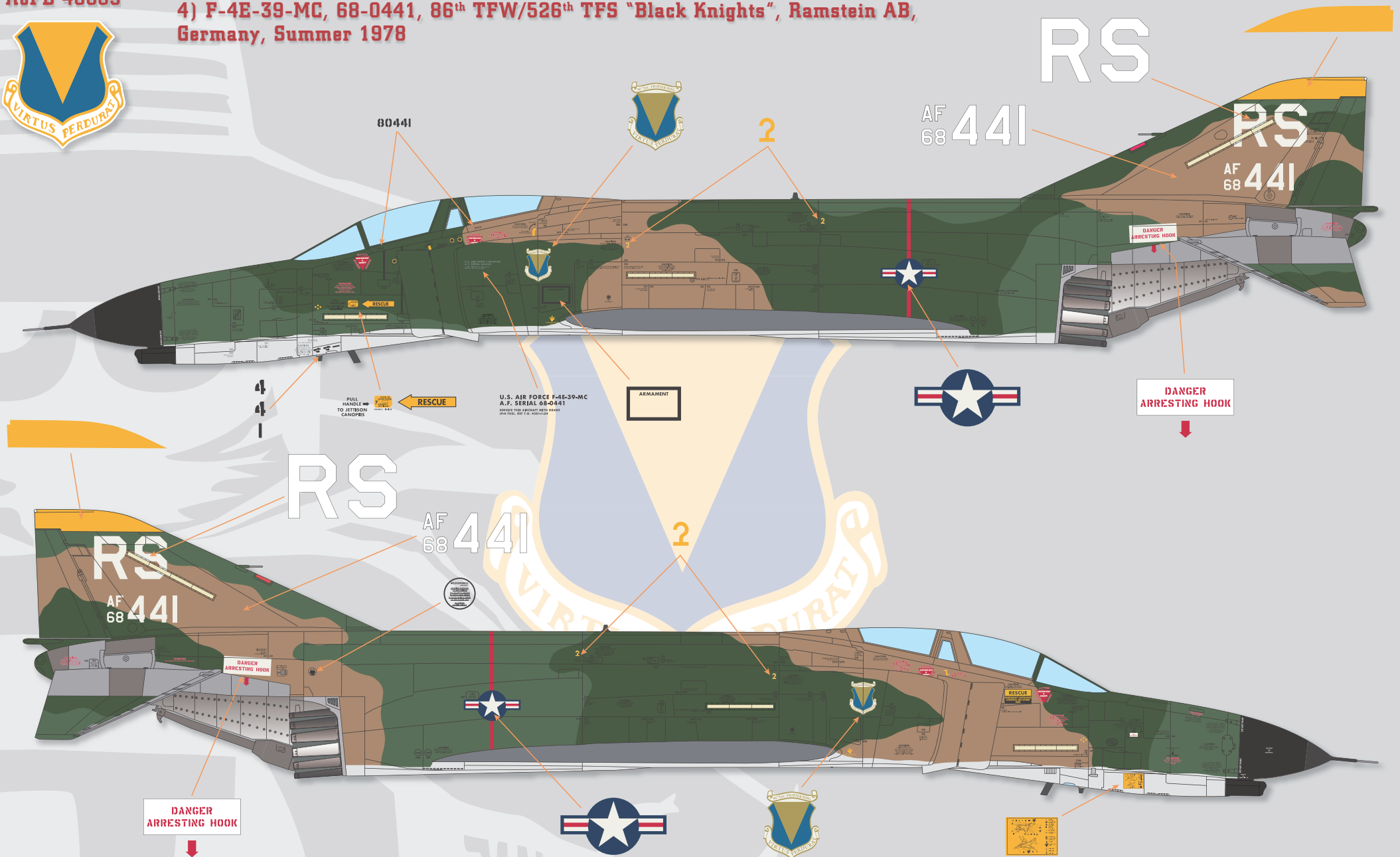
**Please note: we do not provide full factory stencils for early, non-slatted, Ramstein F-4Es. These are provided by Zuhei-Mura in their SWS010 Early F-4E Phantom II kit. If you want to really go into detail, check out the website of our friends from FünDecals. They offer an amazing decal set for early USAF Phantoms (F-4C/D/E and RF-4E): <https://fundekals.net/product/fd48038-f-4-factory-stencils>.**



HoPD 48003



4) F-4E-39-MC, 68-0441, 86<sup>th</sup> TFW/526<sup>th</sup> TFS "Black Knights", Ramstein AB, Germany, Summer 1978



FS 34102



FS 34079



FS 30219



FS 36622

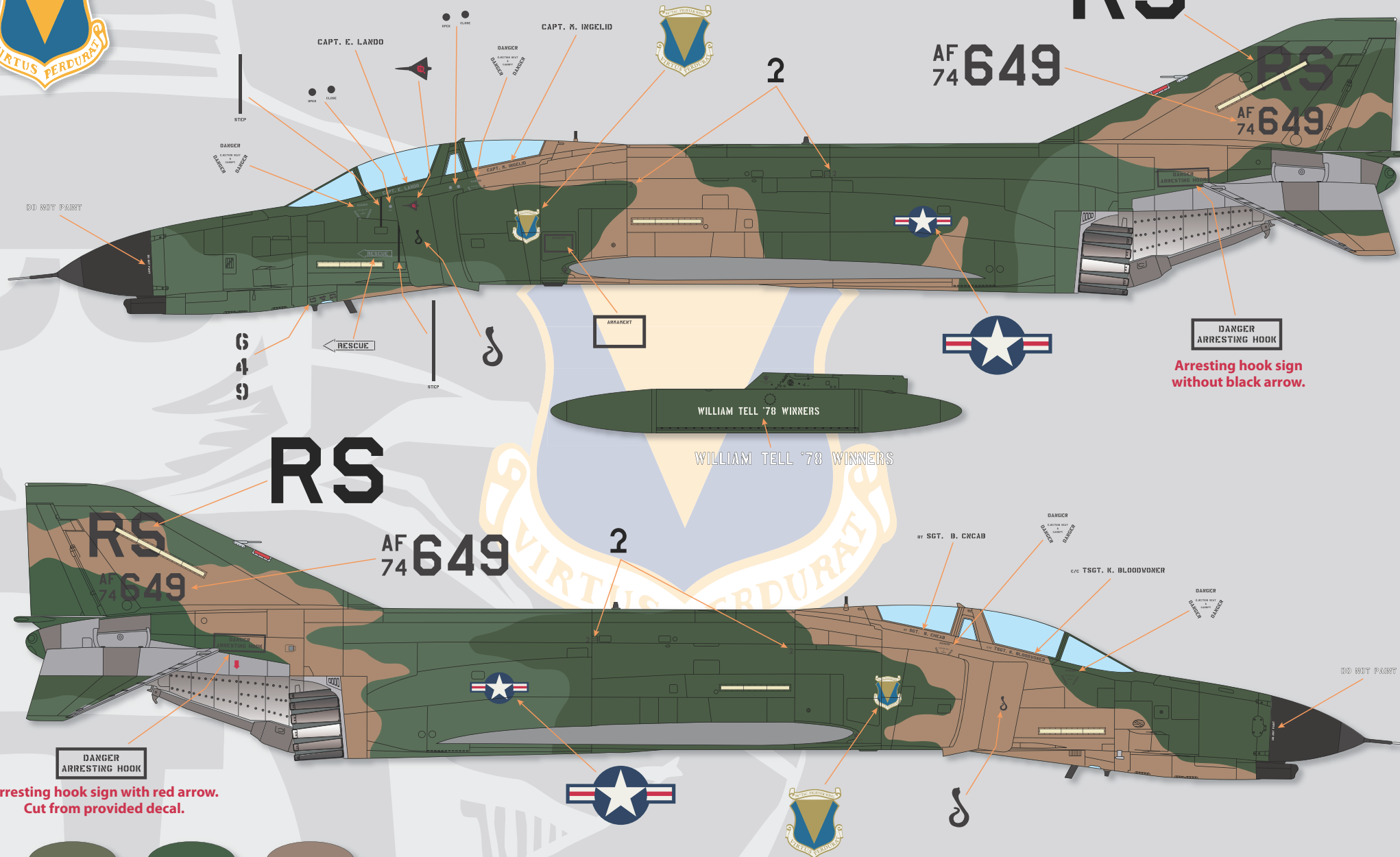


FS 13538

Slatted F-4E with full early factory stencils and SEA-camouflage. For early factory style stencils, check the website of our friends from FünDecals. They offer an amazing decal set for early USAF Phantoms (F-4C/D/E and RF-4E): <https://fundekals.net/product/fd48038-f-4-factory-stencils>.



RS

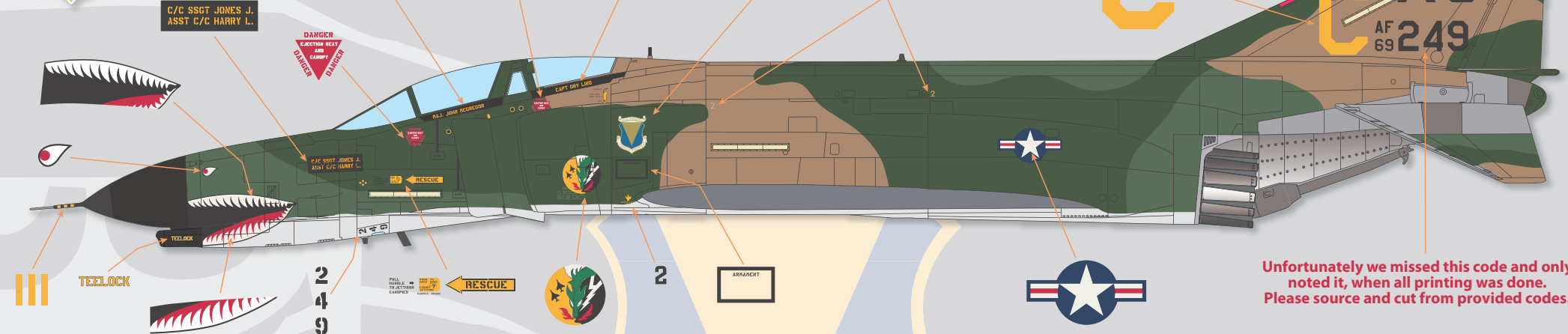


Please note: all F-4E aircraft of this construction block were equipped with the ASX-1 TISEO, mounted on the leading edge of the left wing. Aircraft featured SEA-wraparound camouflage with minimum stencils applied in black. Our decal set offers more variety, enabling you to build other aircraft from this era. Check your reference for more aircraft, painted and marked in a similar way.

FS 30219

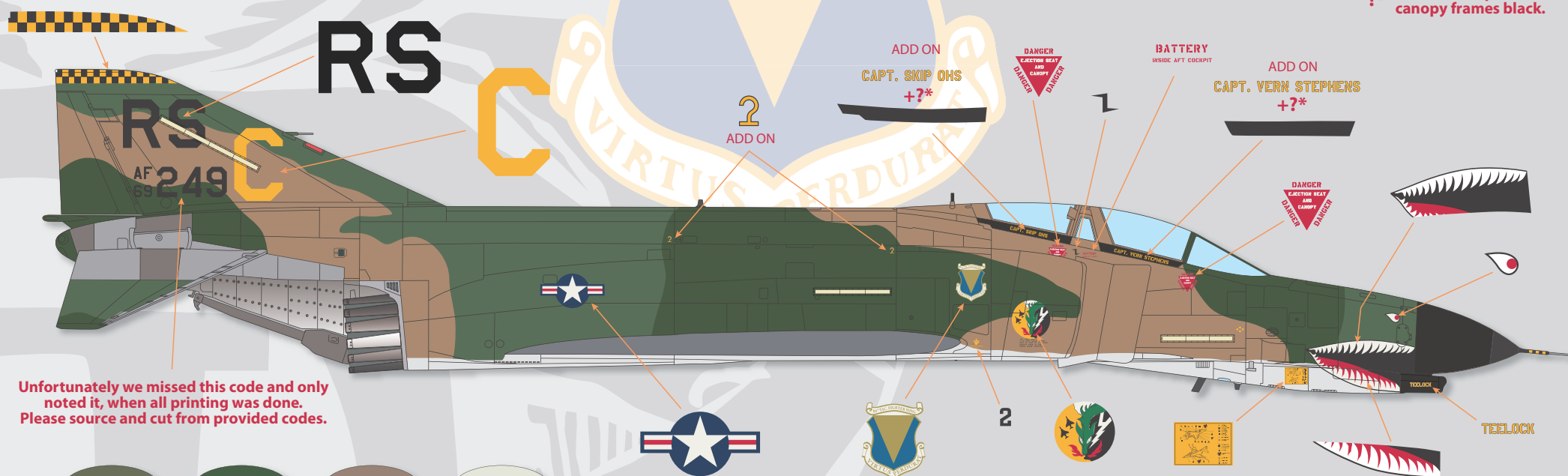


**6) F-4E-42-MC, 69-0249, 86<sup>th</sup> TFW/ 512<sup>th</sup> TFS "Dragons", "Tactical Air Meet (TAM) '80", Ramstein, July 1980**



Unfortunately we missed this code and only noted it, when all printing was done.  
Please source and cut from provided codes.

**?\* Use decal or paint canopy frames black.**



**Unfortunately we missed this code and only noted it, when all printing was done.  
Please source and cut from provided codes.**

FS 34102

FS 34079

FS 30219

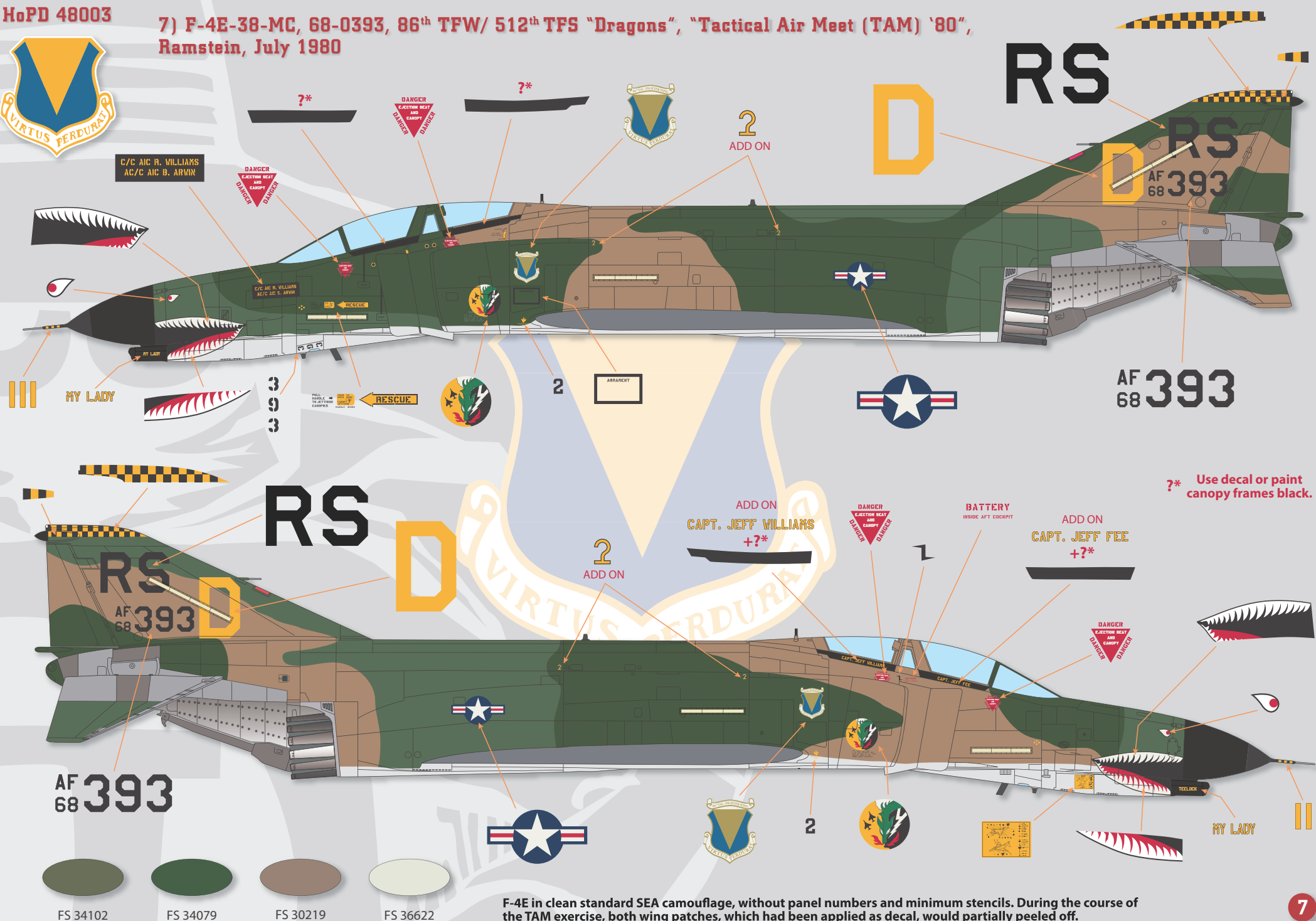
FS 36622

Aircraft in clean standard SEA camouflage, without panel numbers and minimum stencils. During the course of the TAM, both wing patches, which had been applied as decal, would peeled off.

o

HoPD 48003

7) F-4E-38-MC, 68-0393, 86<sup>th</sup> TFW/ 512<sup>th</sup> TFS "Dragons", "Tactical Air Meet (TAM) '80", Ramstein, July 1980



FS 34102

FS 34079

FS 30219

FS 36622

F-4E in clean standard SEA camouflage, without panel numbers and minimum stencils. During the course of the TAM exercise, both wing patches, which had been applied as decal, would partially peeled off.



HoPD 48003

8) F-4E-38-MC, 68-0386, 86<sup>th</sup> TFW/ 512<sup>th</sup> TFS "Dragons", "Squadron CO Aircraft",  
Zagaoza AB, Spain, July 1983



COL. LARRY KEITH ? GEN. ROBERT OAKS  
86 TFW COMMANDER

1983

+?\*

1981

?\*



1983



1981

RS

1983

SGT. G. AUMAN  
CREW CHIEF

?

1981

AIC. A. JONES  
CREW CHIEF

DANGER  
EJECTION SEAT  
AND  
CANOPY  
DANGER

DANGER  
EJECTION SEAT  
AND  
CANOPY  
DANGER

SWEET CANDY  
1983

386

RESCUE

U.S. AIR FORCE F-4E-38-MC  
AF SERIAL 68-0386  
NOTES: THE AIRCRAFT'S  
GRADE... (P) ...  
IDENTIFICATION

2

ARRAHER



AF 68 3 86

TFW

RS

TFW



2

?\*

COL. LARRY KEITH ? GEN. ROBERT OAKS  
86 TFW COMMANDER

1983

+?\*

1981

?\* Use decal or paint  
canopy frames black.

DANGER  
EJECTION SEAT  
AND  
CANOPY  
DANGER

DANGER  
EJECTION SEAT  
AND  
CANOPY  
DANGER

AF 68 3 86



1983



1981

2



F-4E in worn standard SEA camouflage, without panel numbers and minimum stencils. Aircraft features walkway lines on intakes and spine. Note the wing patch with dark blue background. As a bonus we provided additional crew names as these were applied in 1981, with the wing CO's name (Gen. Robert Oaks) on the front canopy frames, and that of the crew-chief (Sgt. Auman) on the left side of the nose. The 1981 aircraft also had black wing patches on both sides as well as the black skulls on the rail.

FS 34102

FS 34079

FS 30219

FS 36622

FS 13538

HoPD 48003



9) F-4E-41-MC, 68-0512, 86<sup>th</sup> TFW / 512<sup>th</sup> TFS "Dragons", "Squadron CO Aircraft",  
Ramstein AB, Germany, September 1983

1983  
LT COL HAWLEY ? AC LTCOL GILLETT  
SQUADRON COMMANDER

1985  
VSO LTCOL WEHRLE  
OPERATIONS OFFICER

RS

AF 68 512

AF 68 512



2  
ADD ON

DANGER  
EJECTION SEAT  
AND  
CANOPY  
DANGER

DANGER  
EJECTION SEAT  
AND  
CANOPY  
DANGER

DO NOT PAINT

11

2-5

RESCUE

U.S. AIR FORCE F-4E-41-MC  
AF 68-0512  
SERIAL NO. 68-0512  
REPAIR NO. 68-0512  
REPAIR NO. 68-0512

1

ARRANGED



?\* Use decal or paint  
canopy frames black.

RS

AF 68 512

2  
ADD ON

?\*

DANGER  
EJECTION SEAT  
AND  
CANOPY  
DANGER

BATTERY  
INSIDE AFT COCKPIT

1983  
LT COL HAWLEY  
+?\*

DANGER  
EJECTION SEAT  
AND  
CANOPY  
DANGER

DO NOT PAINT



1



11



FS 34102



FS 34079



FS 30219

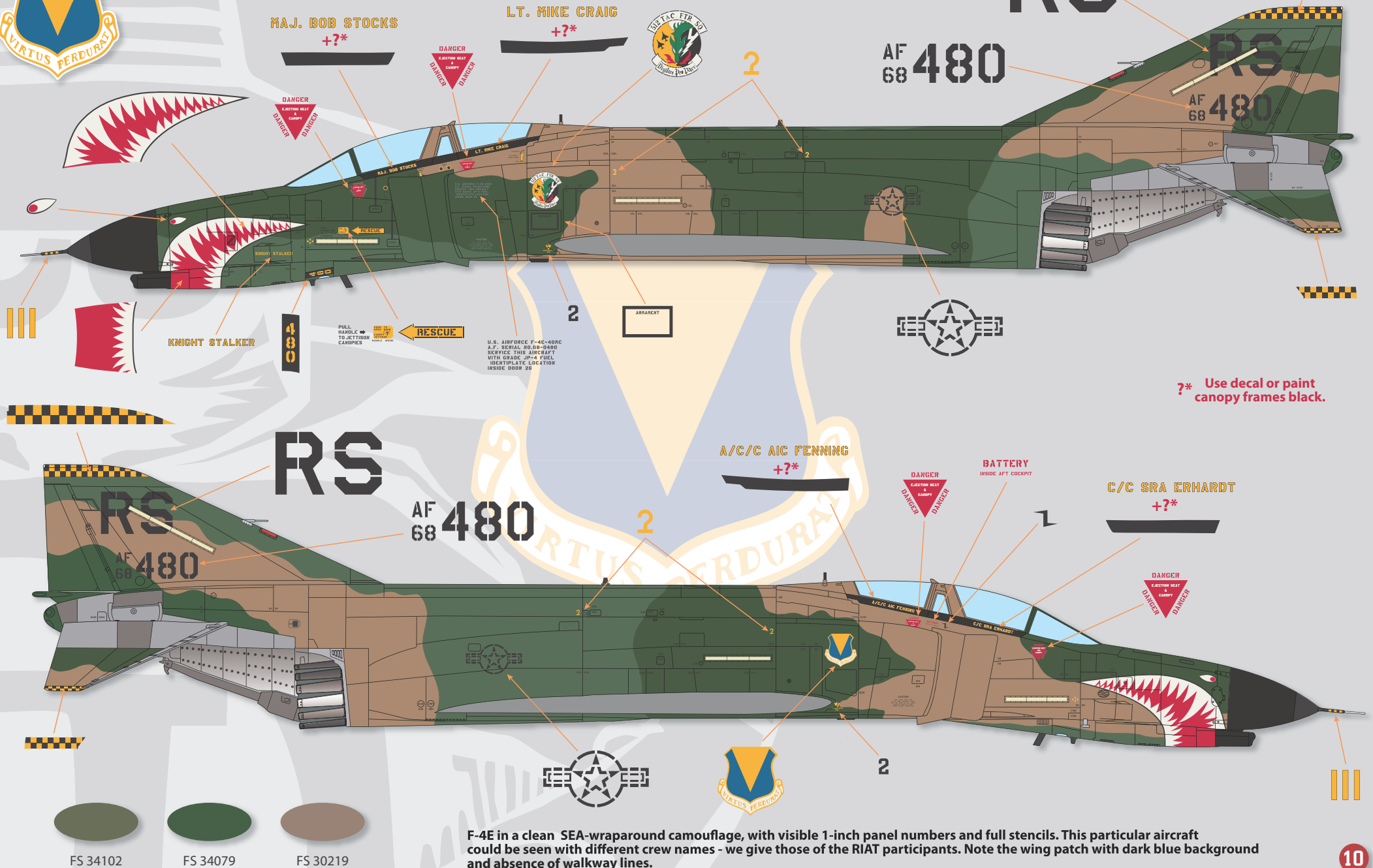


FS 13538

F-4E in a worn and dirty SEA-wraparound camouflage, with hardly visible 0,5-inch panel numbers and full stencils. Note the wing patch with dark blue background. In 1985, the aircraft had name of the squadron CO LtCol Gillett on the front canopy and the name of the operations officer LtCol Wehrle on the rear one (both on the left side). We give both names as alternatives. Unfortunately we do not know the names of the ground crews on the right side of the aircraft at that time. Walkway lines on intakes and spine.




RS



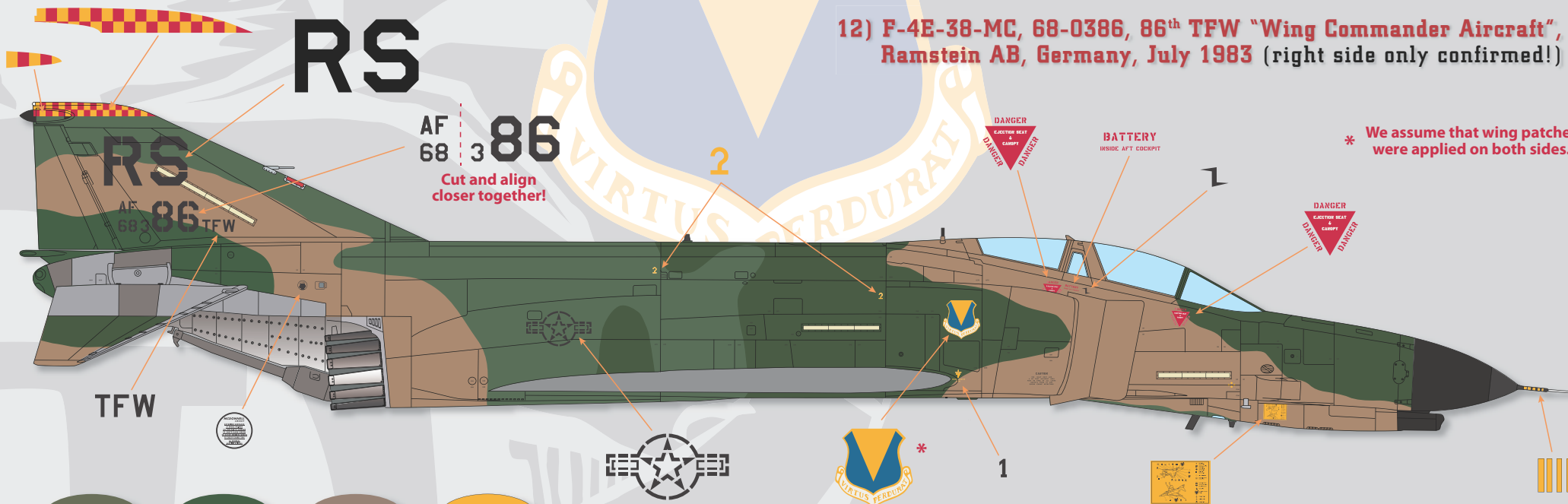
HoPD 48003




11) F-4E-41-MC, 68-0509, 86<sup>th</sup> TFW / 512<sup>th</sup> TFS "Squadron Commander Aircraft",  
Ramstein AB, Germany, September 1983 (left side only confirmed!)



12) F-4E-38-MC, 68-0386, 86<sup>th</sup> TFW "Wing Commander Aircraft",  
Ramstein AB, Germany, July 1983 (right side only confirmed!)



\* We assume that wing patches were applied on both sides.



F-4E in a crisp and clean SEA-wraparound camouflage, without panel numbers and full stencils. Note wing patches with dark blue background and absence of walkway lines on F-4E 68-0386.

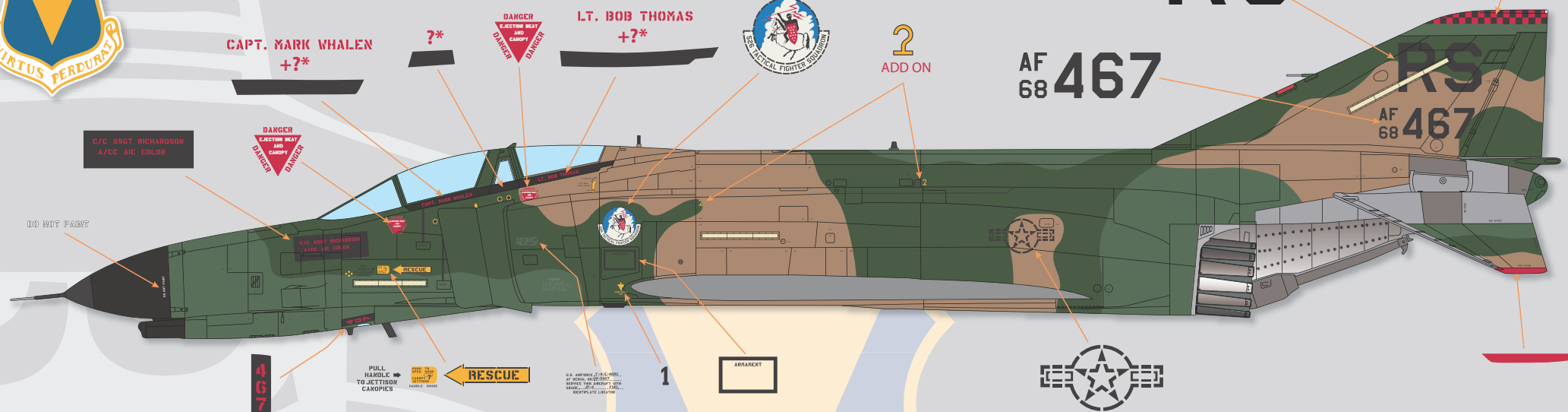


HoPD 48003



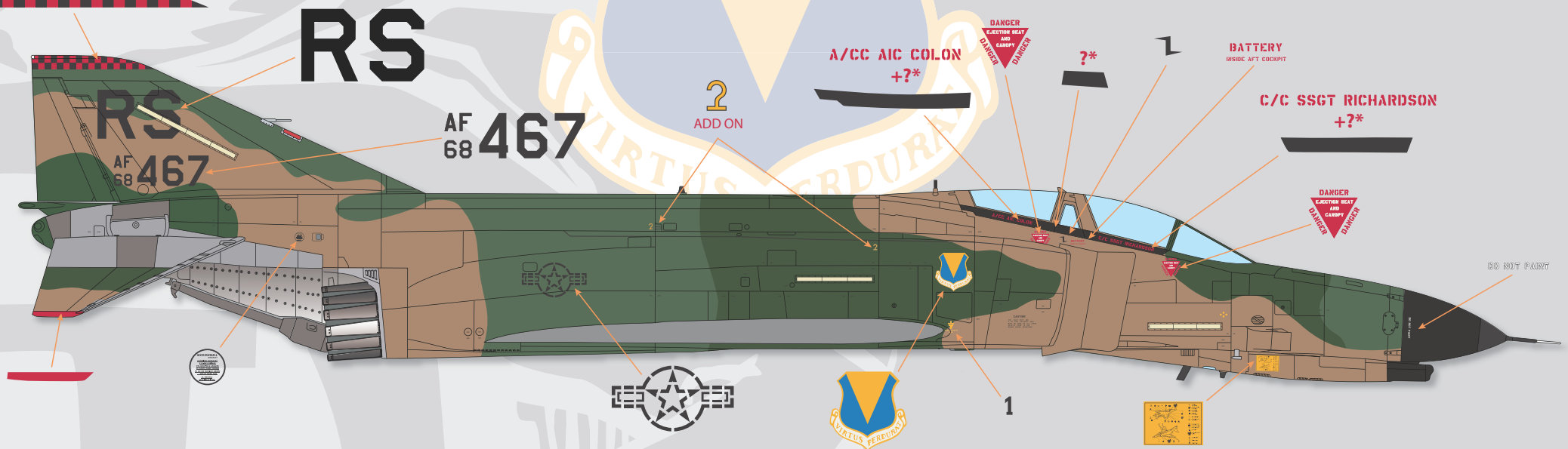
13) F-4E-40-MC, 68-0467, 526<sup>th</sup> TFS "Black Knights", Tactical Air Meet (TAM) '84  
Gilze-Rijen AB, The Netherlands, June 1984

RS



?\* Use decal or paint canopy frames black.

RS



FS 34102



FS 34079



FS 30219




FS 11136

F-4E in a clean SEA-wraparound camouflage, with hardly visible 0,5-inch panel numbers and full stencils. Note the wing patch with light blue background. Walkway lines on intakes and spine.

HoPD 48003



14) F-4E-41-MC, 68-0531, 526<sup>th</sup> TFS "Black Knights", Decimomannu, Sardinia, Italy, March 1984



?\* Use decal or paint canopy frames black.

FS 34102

FS 34079

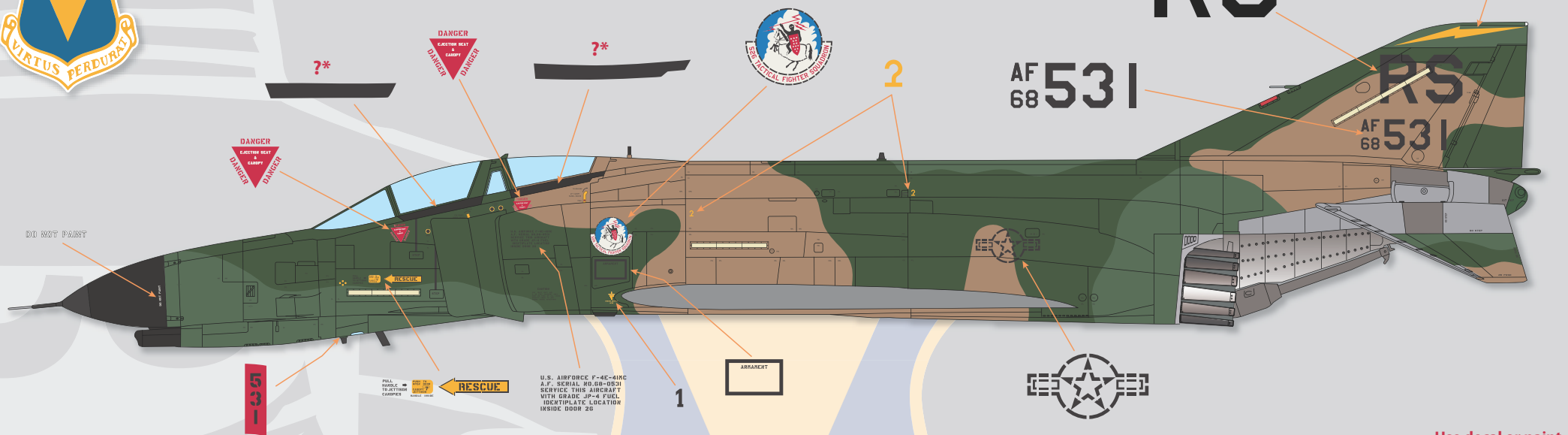
FS 30219

FS 11136

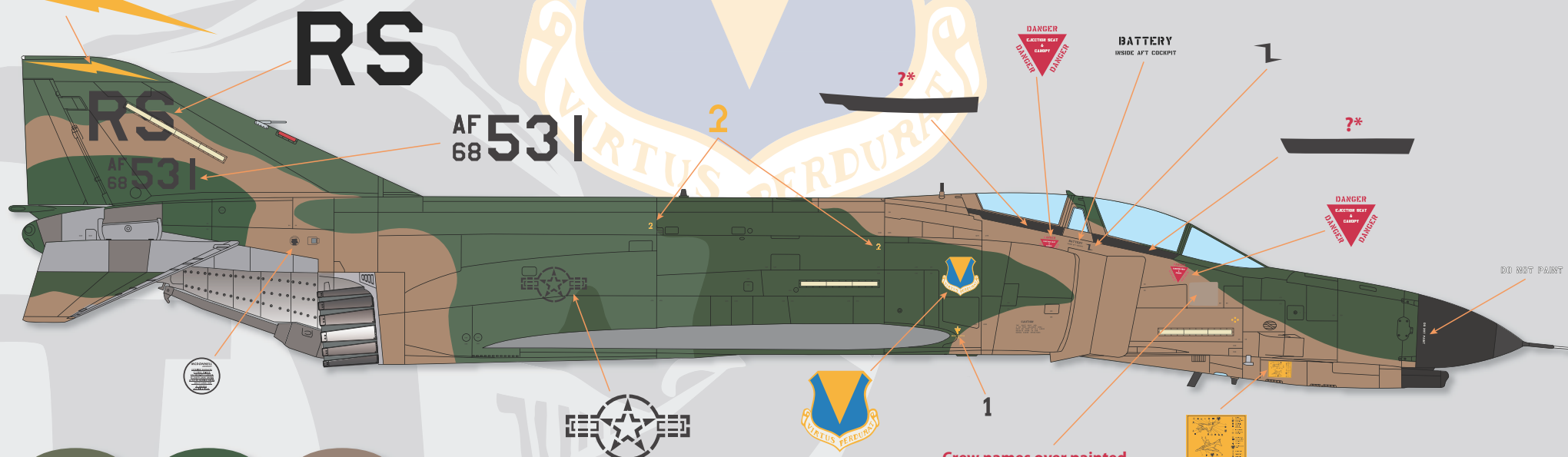
F-4E in a clean SEA-wraparound camouflage, without panel numbers and full stencils. Note wing patches with light blue background and absence of walkway lines.



RS



**?\* Use decal or paint canopy frames black.**



**Crew names over painted.**

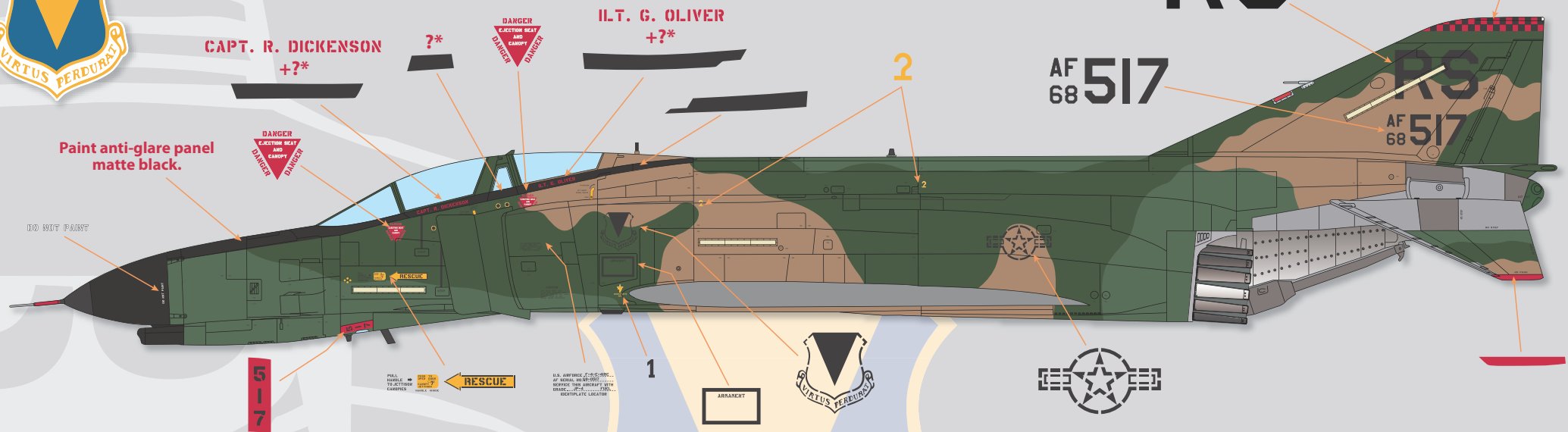
FS 34079

FS 30219

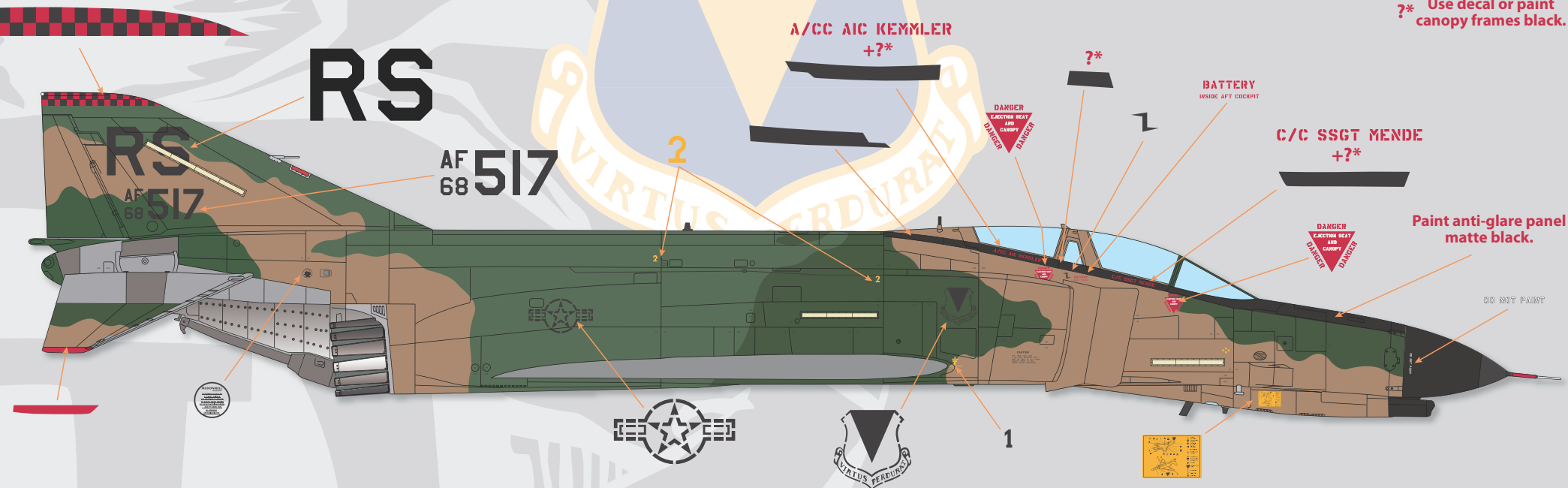
F-4E in a clean SEA-wraparound camouflage, with hardly visible 0,5-inch panel numbers and full stencils. Note wing patches with light blue background and absence of walkway lines. Names of crew chief and assistance over painted.



RS



**?\* Use decal or paint canopy frames black.**



FS 11136


F-4E in worn out and dirty SEA-wraparound camouflage, with 0,5-inch panel numbers and full stencils. Walkway lines on intakes and spine. Back canopy framing extended around panel #19 with added black anti-glare panel.



HoPD 48003



17) F-4E-38-MC, 68-0381, 526<sup>th</sup> TFS "Black Knights", "Zulu Alert" aircraft, Ramstein AB, Germany, September 1985



FS 34102



FS 34079



FS 36118



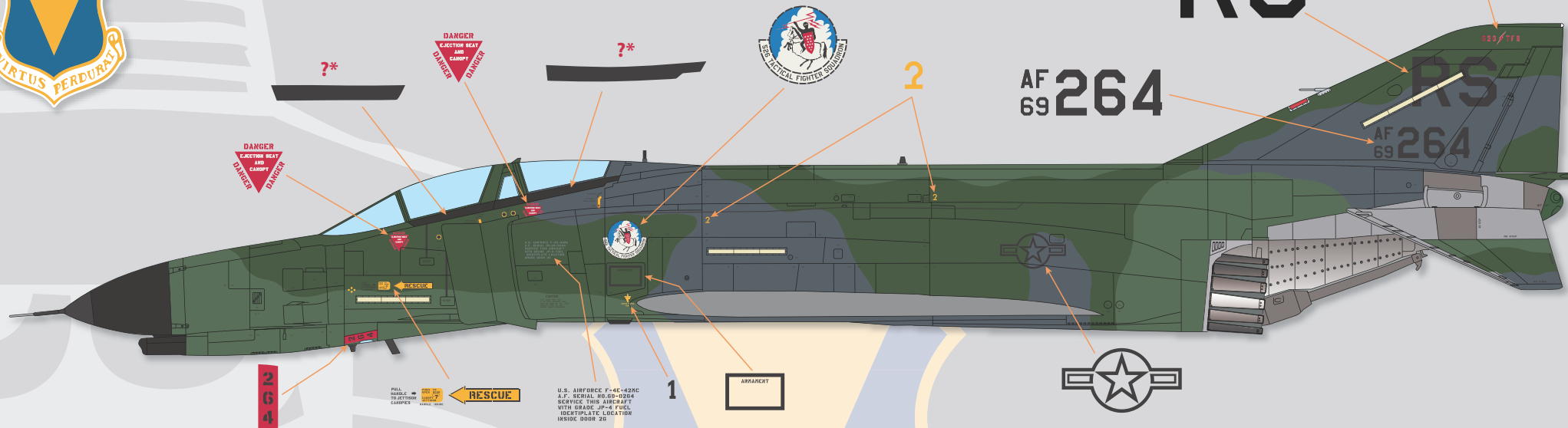
FS 11136

F-4E in dirty EURO 1 camouflage, with hardly visible 0,5-inch panel numbers and full stencils. Note wing patches with light blue background. Walkway lines on intakes and spine.



RS

526 ⚡ TFS



**?\* Use decal or paint canopy frames black.**

526 ⚡ TFS


# RS

**+?\***

AF 264  
69

### BATTERY

+?\*

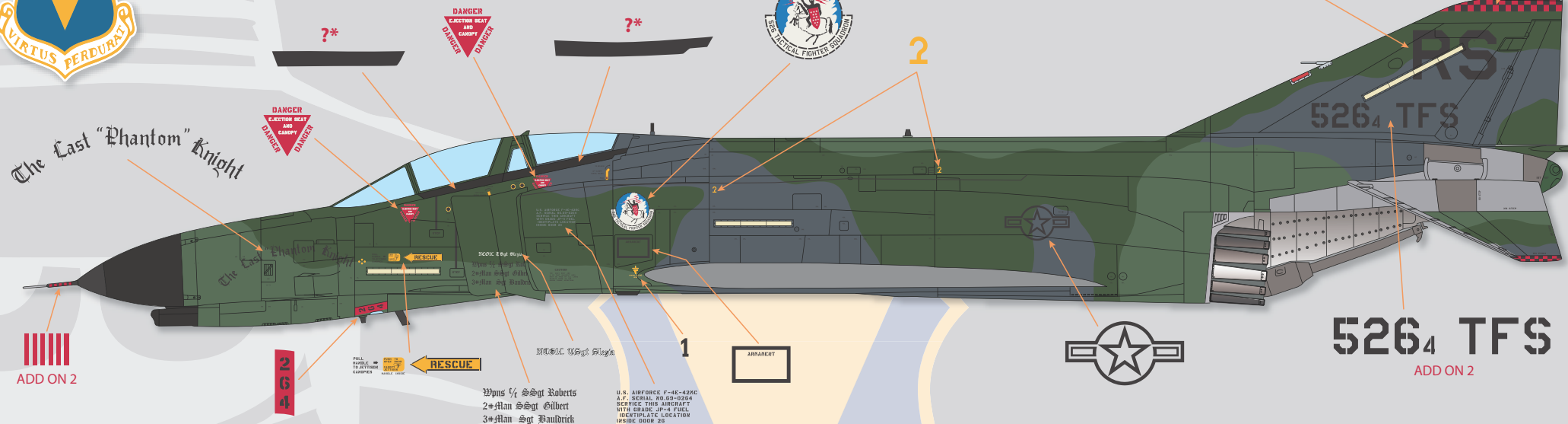


FS 36118

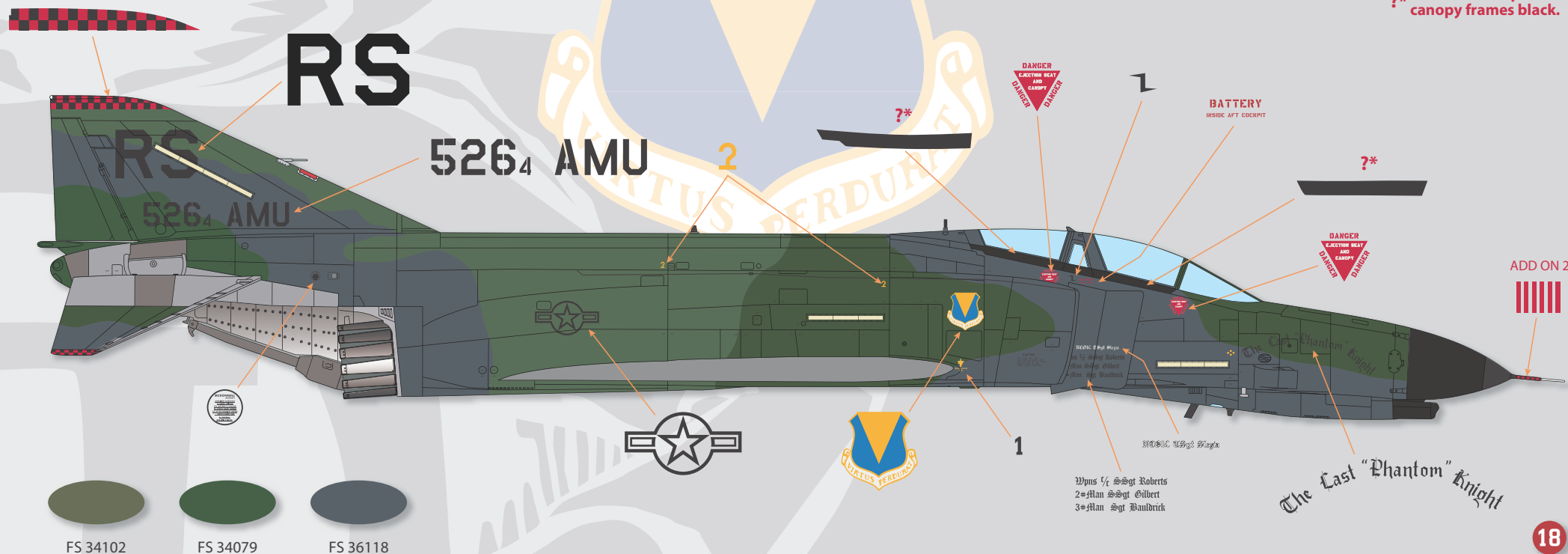
**F-4E in clean EURO 1 camouflage, with hardly visible 0,5-inch panel numbers and full stencils. Note wing patches with light blue background. Walkway lines on intakes and spine.**



RS



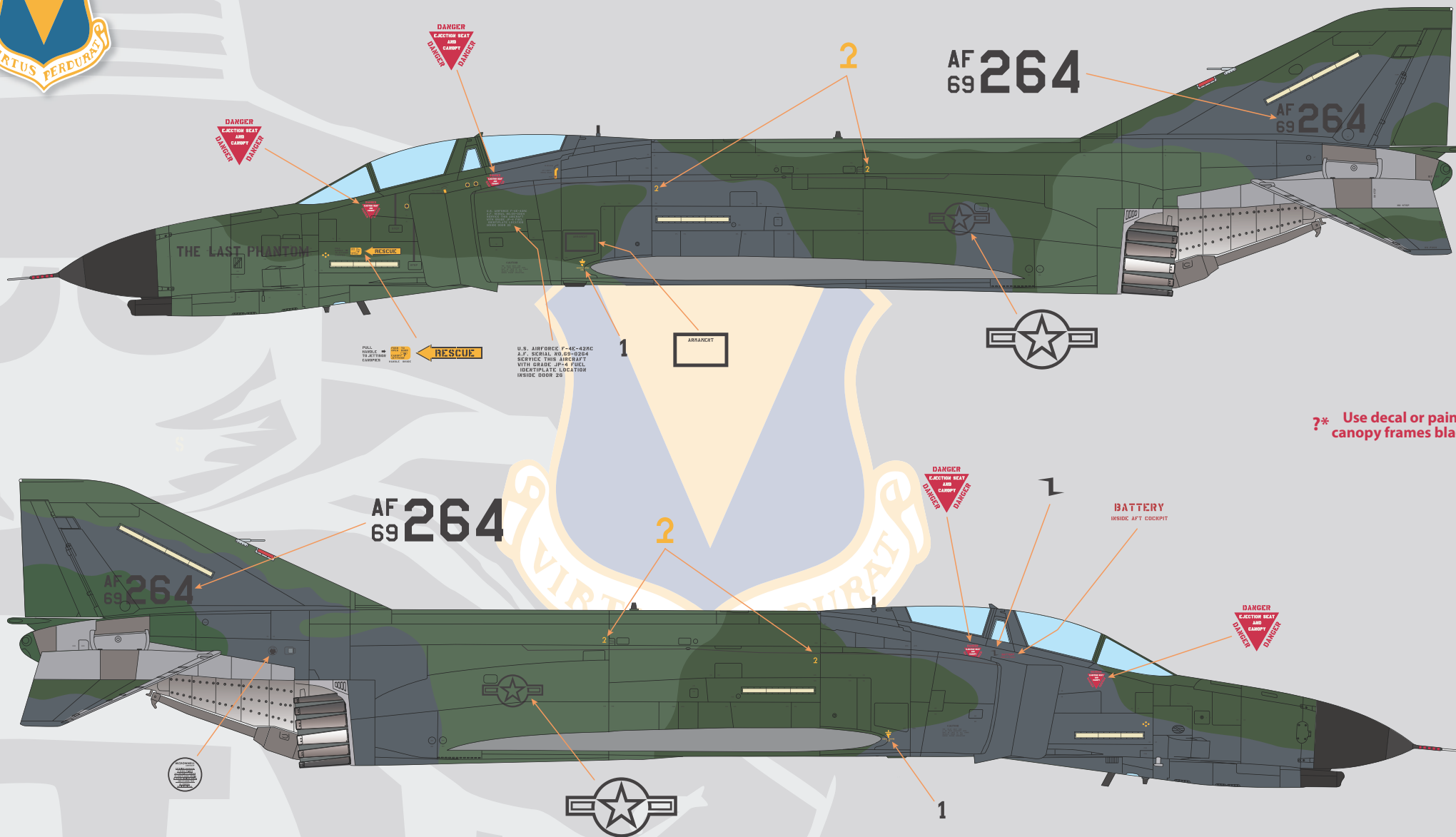
**?\* Use decal or paint canopy frames black.**



FS 36118

HoPD 48003

20) F-4E-42-MC, 69-0264, 526<sup>th</sup> TFS "Black Knights", "The Last Phantom", F-4E Fly-Out, Ramstein AB, Germany, June 26, 1986



?\* Use decal or paint canopy frames black.



FS 34102

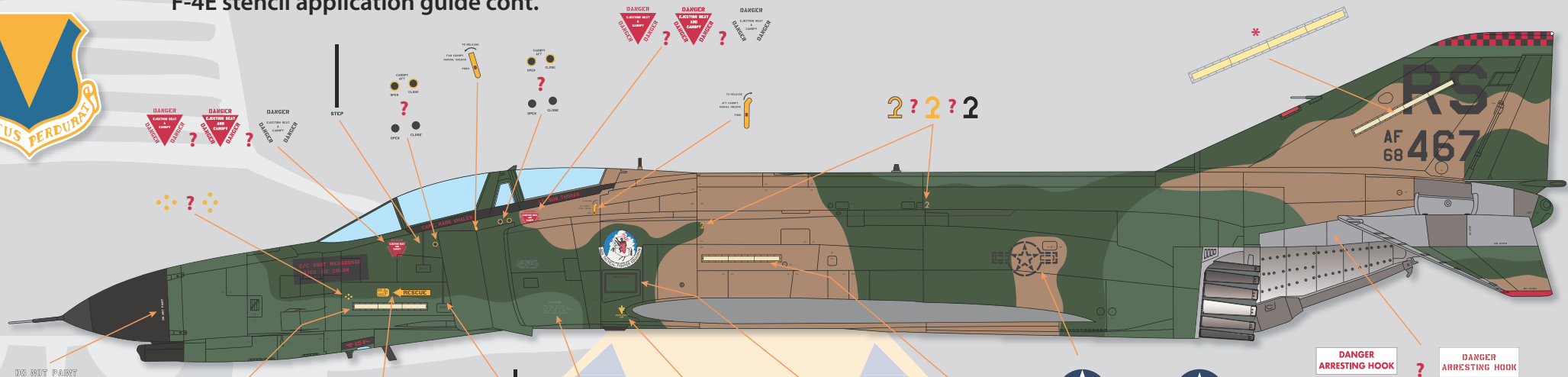


FS 34079



FS 36118





1

PULL HANDLE TO JETTISON CANDIES

RESCUE

2

PULL HANDLE TO JETTISON CANDIES

RESCUE

3

PULL HANDLE TO JETTISON CANDIES

RESCUE

4

PULL HANDLE TO JETTISON CANDIES

RESCUE

**CAUTION**

THE INLET DUCT AND A 25 FOOT ADJACENT AREA MUST BE FREE OF ALL LOOSE OBJECTS PRIOR TO AND DURING ENGINE OPERATIONS

**?**

**CAUTION**

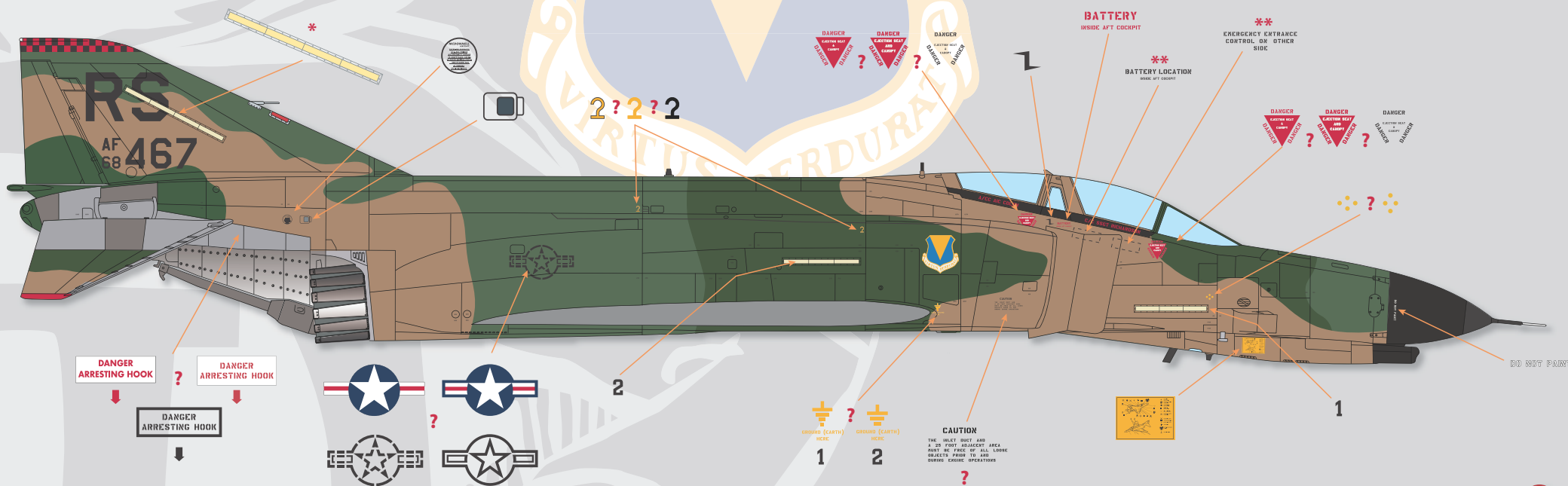
THE INLET DUCT AND A 25 FOOT ADJACENT AREA MUST BE FREE OF ALL LOOSE OBJECTS PRIOR TO AND DURING ENGINE OPERATIONS

**DANGER**  
**ARRESTING HOOK**

**DANGER  
ARRESTING HOOK**

**DANGER**  
**ARRESTING HOOK**

**\*\* Only found on a few aircraft,  
check your reference carefully!**



**DANGER  
ARRESTING HOOK**

**DANGER**  
**RESTING HOOK**

**DANGER  
ARRESTING HOOK**

### BATTERY

INSIDE AFT COCKPIT

**BATTERY LOCATION**

EMERGENCY EXIT  
CONTROL ON  
SIDE

**DANGER**  
ELECTRIC SHOCK

**CAUTION**  
THE INLET DUCT AND  
A 25 FOOT ADJACENT AREA  
MUST BE FREE OF ALL LOOSE  
OBJECTS PRIOR TO AND  
DURING ENGINE OPERATIONS

**CAUTION**  
THE WELT DUCT AND  
A 30 FOOT ADJACENT AREA  
MUST BE FREE OF ALL LOOSE  
OBJECTS PRIOR TO AND  
DURING ENGINE OPERATIONS



## F-4E stencil application guide

? Check your reference, which version of the stencil to use. Usually the style found on the fuselage sides was also applied to the top and bottom surfaces. Exclusively black markings were only found on TISEO equipped aircraft during the late 1970s. These also had SEA-wraparound camouflage.

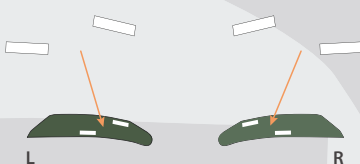
FS 34102

FS 34079

FS 30219

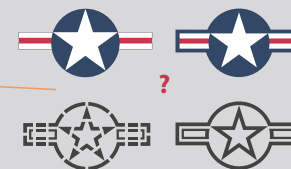
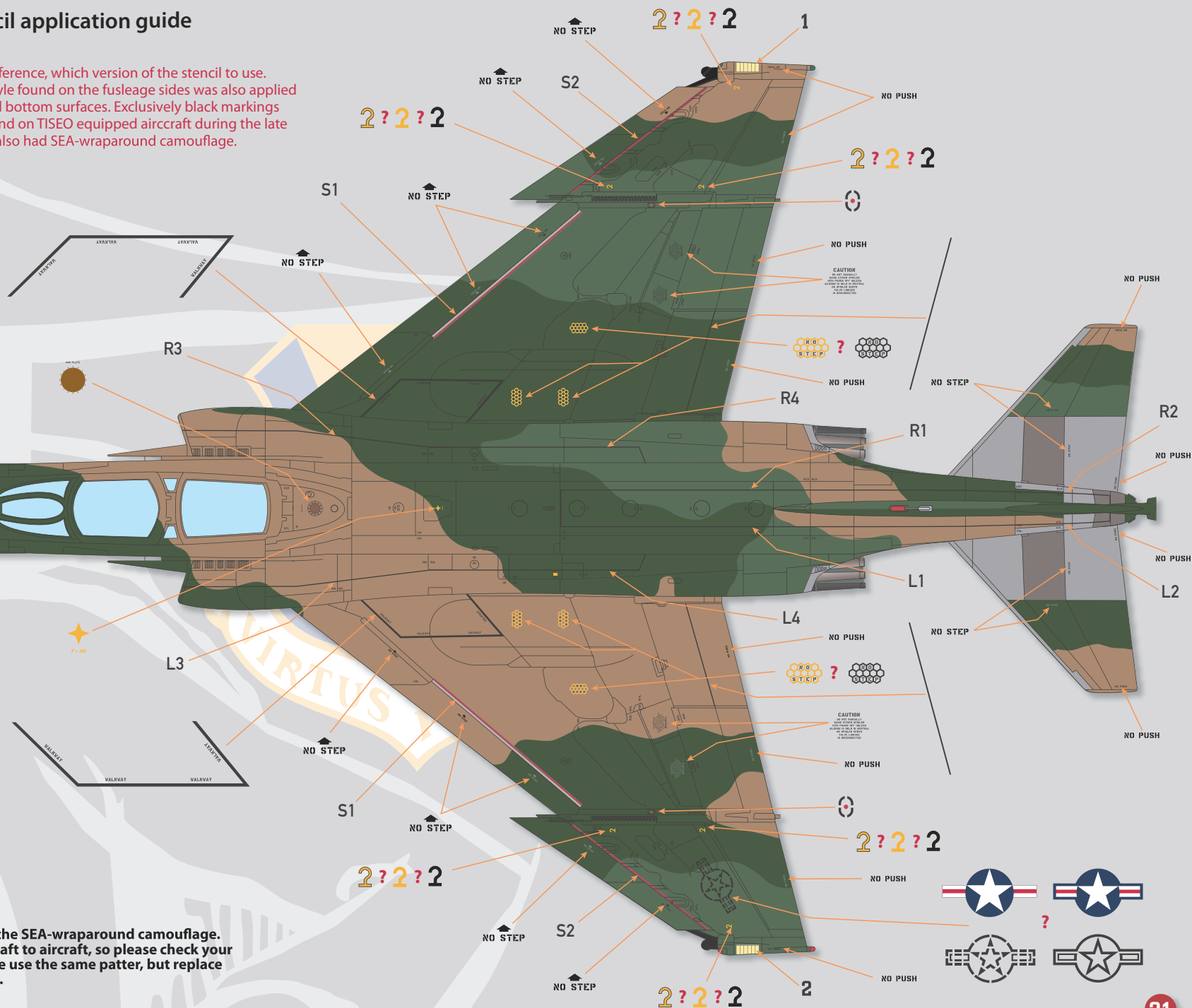
FS 36118

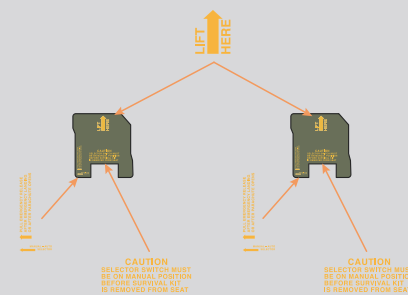
DO NOT use decals from ADD ON 1, but from original decal!



Slat indication on wing fence insides, facing towards aircrew!

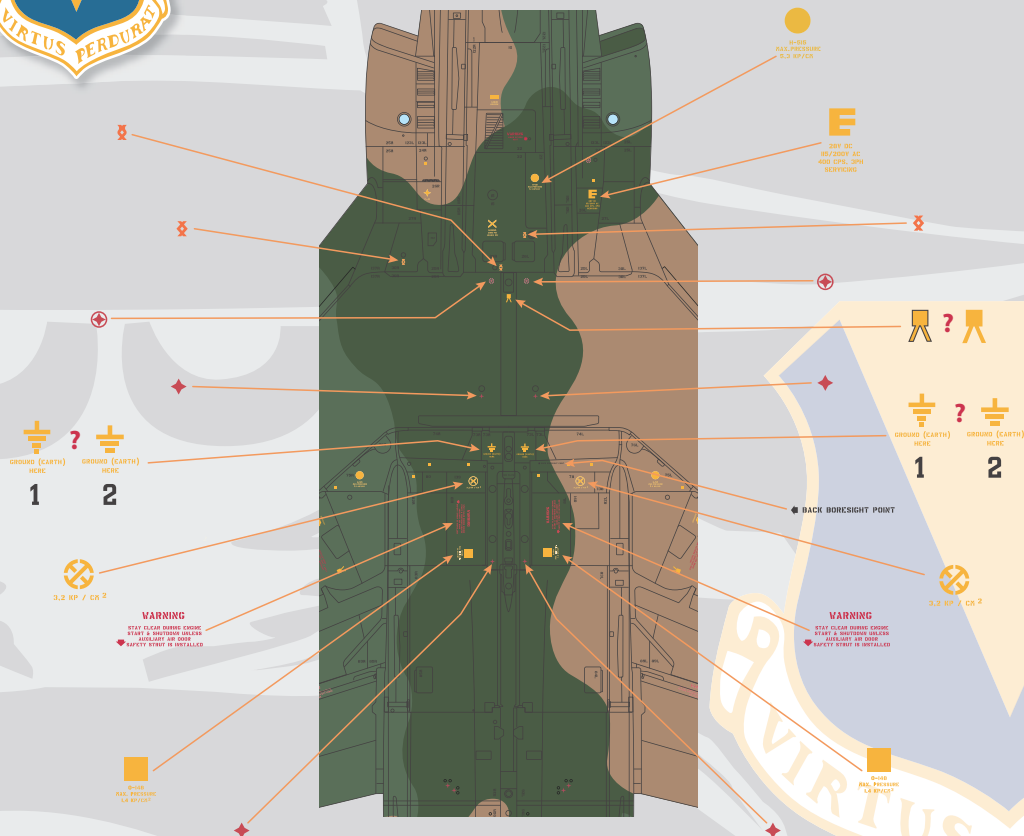
Standard top-side pattern of the SEA and the SEA-wraparound camouflage. The pattern itself varied slightly from aircraft to aircraft, so please check your reference carefully. For EURO 1 camouflage use the same pattern, but replace FS 30219 Tan with FS 36118 Gunship Grey.



[illegible]

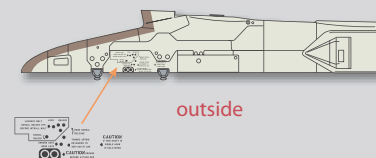
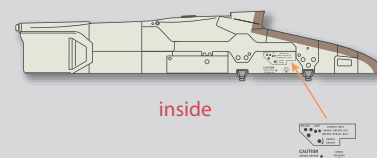


# F-4E stencil application guide cont.

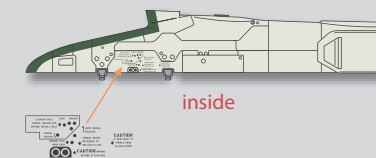
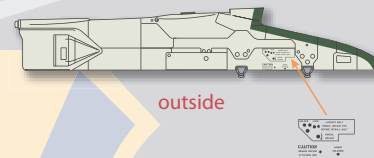


## F-4E Inner Wing Pylon Evolution

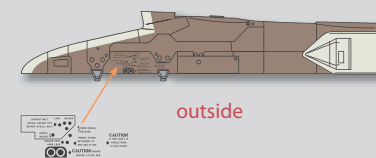
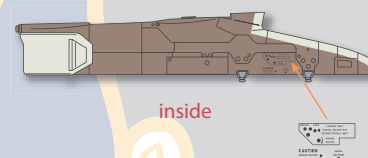
### Left pylon SEA camo



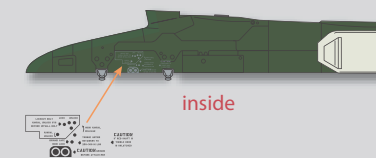
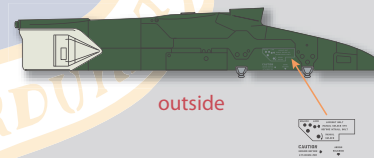
### Right pylon SEA camo



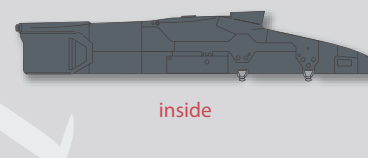
### Left pylon SEA- Wraparound camo



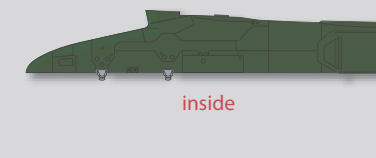
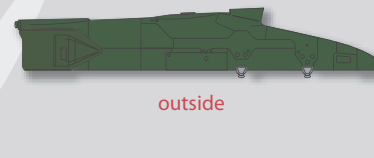
### Right pylon SEA- Wraparound camo



### Left pylon EURO 1 camo



### Right pylon EURO 1 camo



We recommend the following paints from AK Real Colors or Mr. Aqueous Hobby Color (Gunze Sangyo):

FS 34102  
FS 34079  
FS 30219  
FS 36118  
FS 36622

(AK) RC083  
(AK) RC027  
(AK) RC225  
(AK) RC244  
(AK) RC254

(Gunze) H303  
(Gunze) H309  
(Gunze) H310  
(Gunze) H305  
(Gunze) H311



FS 34102  
Light Green2



FS 34079  
Forest Green



FS 30219  
Tan



FS 36118  
Gunship Grey



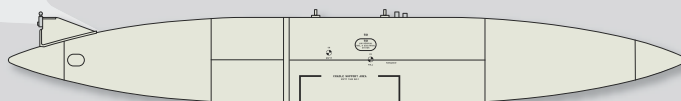
FS 36622  
Camouflage Grey




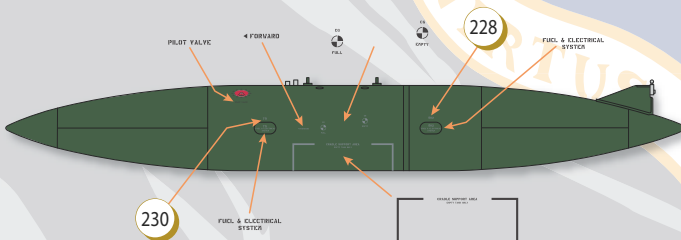
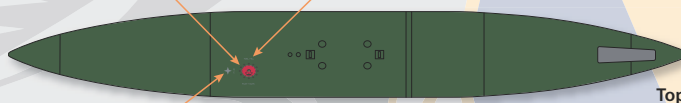
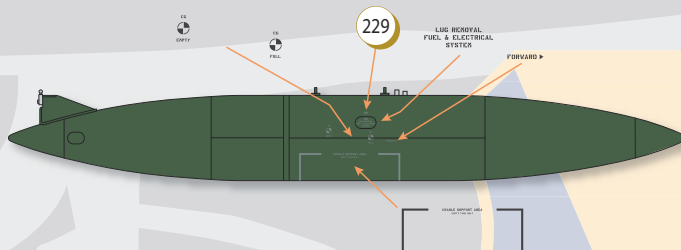


# F-4E stencil application guide cont.

## 610 gal high performance centreline (HPC) tank

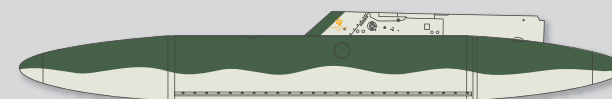


SEA camo

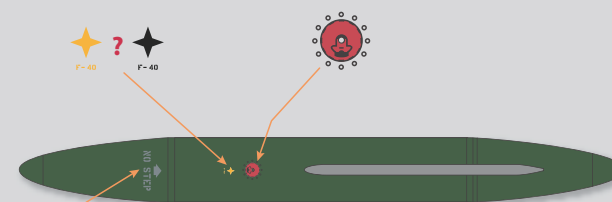
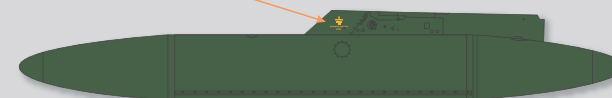


SEA-wararound and EURO 1 camos

## 370 gal auxiliary wing tank



SEA camo



Top



Bottom

SEA-wararound and EURO 1 camos

## Outer wing pylons



SEA camo

L

R



SEA-wararound camo

L

R



EURO 1 camo

L

R

FS 36622

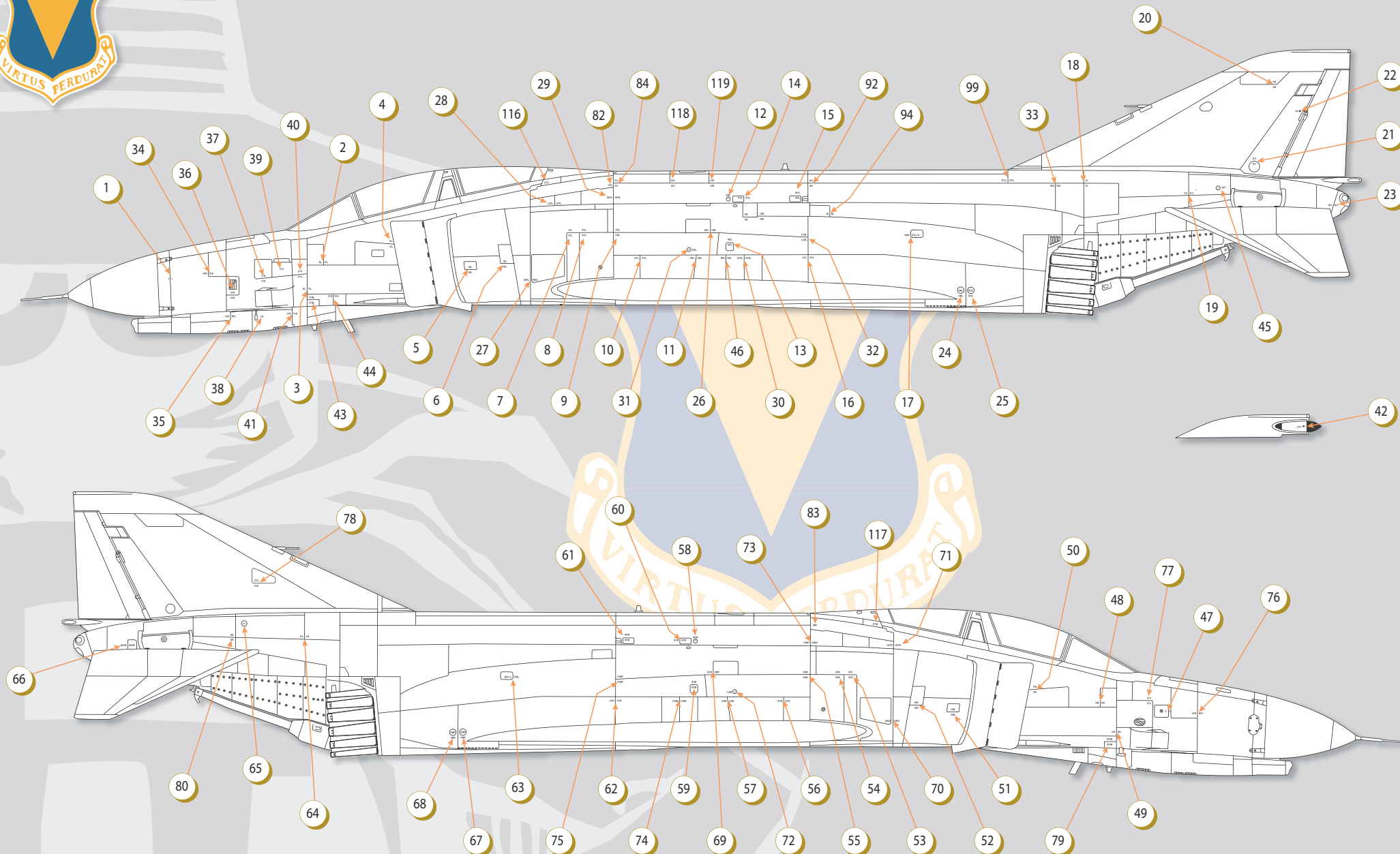
FS 34079

FS 30219

FS 36118




# F-4E panel numbers - fuselage left and right

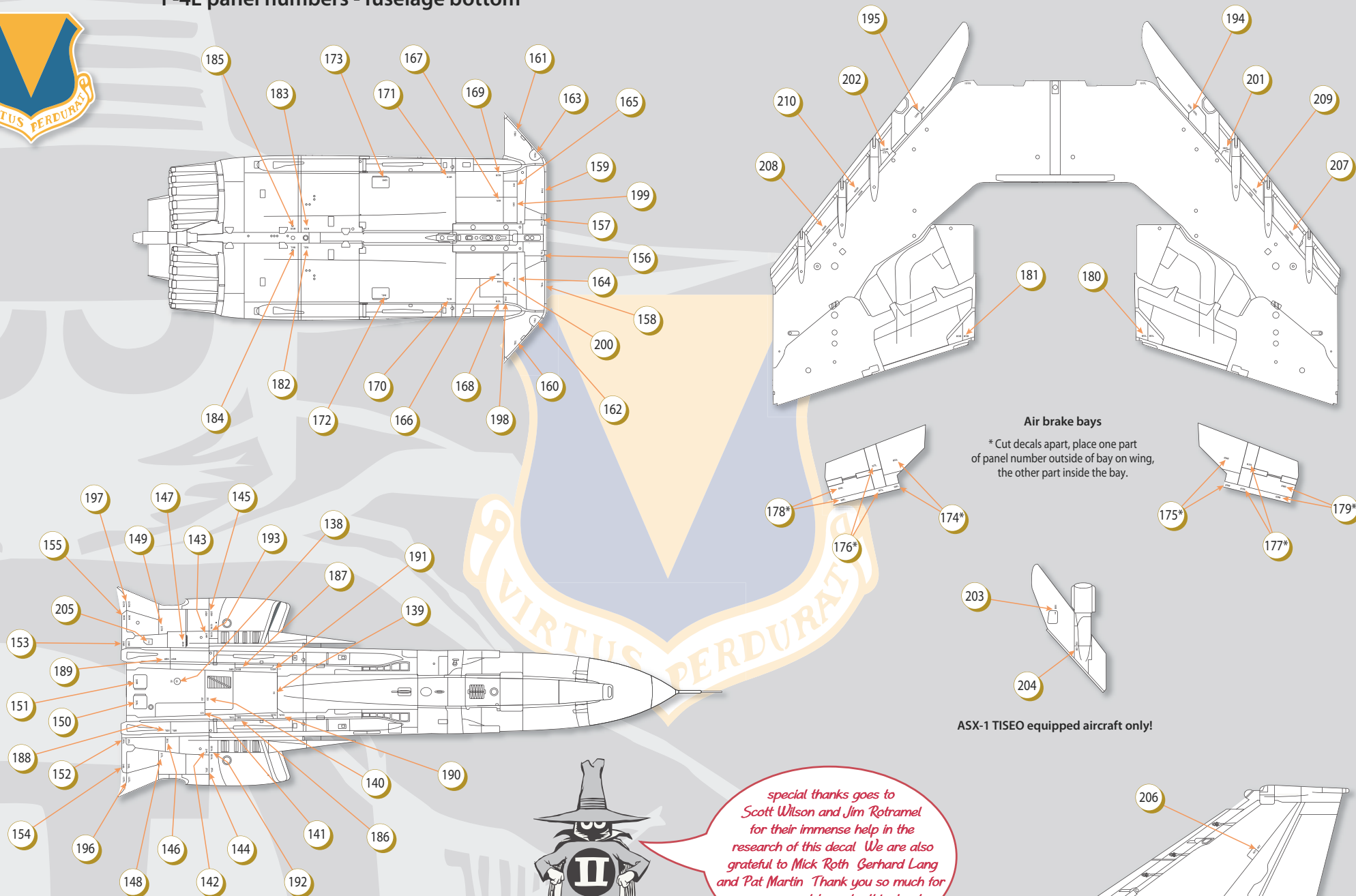




# F-4E panel numbers - fuselage top & pylons



# F-4E panel numbers - fuselage bottom



## Air brake bays

\* Cut decals apart, place one part of panel number outside of bay on wing, the other part inside the bay.

ASX-1 TISEO equipped aircraft only!



special thanks goes to Scott Wilson and Jim Rotramel for their immense help in the research of this decal. We are also grateful to Mick Roth, Gerhard Lang and Pat Martin. Thank you so much for your support to make this decal come to fruition.